



BALDRIGE EXCELLENCE FRAMEWORK

A systems approach to improving your
organization's performance

manufacturing
service
small business
nonprofit
government

LEADERSHIP

STRATEGY

CUSTOMERS

MEASUREMENT, ANALYSIS, AND
KNOWLEDGE MANAGEMENT

WORKFORCE

OPERATIONS

RESULTS

2017
2018

Baldrige Performance Excellence Program

National Institute of Standards and Technology (NIST) • United States Department of Commerce

January 2017

To order copies of this publication or obtain other Baldrige Program products and services, contact

Baldrige Performance Excellence Program

Administration Building, Room A600
100 Bureau Drive, Stop 1020
Gaithersburg, MD 20899-1020

Telephone: (301) 975-2036

Fax: (301) 948-3716

E-mail: baldrige@nist.gov

Web: <https://www.nist.gov/baldrige>

The Baldrige Program welcomes your comments on the *Baldrige Excellence Framework* and other Baldrige products and services. Please direct your comments to the address above.

The *Baldrige Excellence Framework*[™] is an official publication of NIST under the authority of the Malcolm Baldrige National Quality Improvement Act of 1987 (Public Law 100-107; codified at 15 U.S.C. § 3711a). This publication is a work of the U.S. Government and is not subject to copyright protection in the United States under Section 105 of Title 17 of the United States Code. The U.S. Department of Commerce, as represented by NIST, holds copyright to the publication in all countries outside of the United States.

BALDRIGE CRITERIA FOR PERFORMANCE EXCELLENCE® and Design, BALDRIGE PERFORMANCE EXCELLENCE PROGRAM®, CRITERIA FOR PERFORMANCE EXCELLENCE®, EDUCATION CRITERIA FOR PERFORMANCE EXCELLENCE®, HEALTH CARE CRITERIA FOR PERFORMANCE EXCELLENCE®, MALCOLM BALDRIGE NATIONAL QUALITY AWARD® and Design, PERFORMANCE EXCELLENCE®, THE QUEST FOR EXCELLENCE®, and the MALCOLM BALDRIGE NATIONAL QUALITY AWARD medal and depictions or representations thereof are federally registered trademarks and service marks of the U.S. Department of Commerce, National Institute of Standards and Technology. The unauthorized use of these trademarks and service marks is prohibited.

NIST, an agency of the U.S. Department of Commerce, manages the Baldrige Program. NIST has a 100-plus-year track record of serving U.S. industry, science, and the public with the mission to promote U.S. innovation and industrial competitiveness by advancing measurement science, standards, and technology in ways that enhance economic security and improve our quality of life. NIST carries out its mission in three cooperative programs, including the Baldrige Program. The other two are the NIST laboratories, conducting research that advances the nation's technology infrastructure and is needed by U.S. industry to continually improve products and services; and the Hollings Manufacturing Extension Partnership, a nationwide network of local centers offering technical and business assistance to small manufacturers.

Suggested citation: Baldrige Performance Excellence Program. 2017. *2017–2018 Baldrige Excellence Framework: A Systems Approach to Improving Your Organization's Performance*. Gaithersburg, MD: U.S. Department of Commerce, National Institute of Standards and Technology. <https://www.nist.gov/baldrige>.



The Baldrige Program thanks the Foundation for the Malcolm Baldrige National Quality Award and the following organizations for supporting the publication of this booklet.





Contents

ii About the Baldrige Excellence Framework

The Baldrige framework empowers your organization to reach its goals, improve results, and become more competitive. The framework consists of the Criteria, the core values and concepts, and the scoring guidelines.

v How to Use the Baldrige Excellence Framework

You can use this booklet as a reference, for self-assessment, or as the basis of an external assessment.

1 Criteria for Performance Excellence Overview and Structure

The Criteria include the Organizational Profile and seven interconnected categories. The categories are subdivided into items and areas to address.

3 Criteria for Performance Excellence Items and Point Values

4 Criteria for Performance Excellence

4 Organizational Profile

7 1 Leadership

10 2 Strategy

13 3 Customers

16 4 Measurement, Analysis, and Knowledge Management

19 5 Workforce

23 6 Operations

26 7 Results

31 Scoring System

Performance against Criteria items is scored on two evaluation dimensions: process and results.

34 Process Scoring Guidelines

35 Results Scoring Guidelines

37 How to Respond to the Criteria

This section explains how to respond most effectively to the Criteria item requirements.

40 Core Values and Concepts

These embedded beliefs and behaviors form the foundation of the Criteria.

45 Changes from the 2015–2016 Baldrige Excellence Framework

47 Glossary of Key Terms

The glossary includes definitions of terms in SMALL CAPS in the Criteria and scoring guidelines.

55 Index of Key Terms

58 List of Contributors

On the Web

Criteria Commentary (<https://www.nist.gov/baldrige/baldrige-criteria-commentary>)

This commentary provides the “why” behind the Criteria, as well as additional examples and guidance.



About the Baldrige Excellence Framework

The Baldrige Excellence Framework empowers your organization to reach its goals, improve results, and become more competitive.

Thousands of organizations around the world use the Baldrige Excellence Framework to improve and get sustainable results. Those recognized as national role models receive the Malcolm Baldrige National Quality Award, a Presidential award. More than 100 recipients have broadly shared their best practices with others. Through that sharing, many thousands of organizations have improved their operations and results, and thus their contributions to the U.S. and global economy.

Baldrige has a simple purpose.

The purpose of the Baldrige framework is simply to help your organization—no matter its size, sector, or industry—answer three questions: *Is your organization doing as well as it could? How do you know? What and how should your organization improve or change?*

By challenging yourself with the questions that make up the Criteria for Performance Excellence (pages 4–30), you explore how you are accomplishing what is important to your organization. The questions (divided into six inter-related process categories and a results category) represent seven critical aspects of managing and performing as an organization:

1. Leadership
2. Strategy
3. Customers
4. Measurement, analysis, and knowledge management
5. Workforce
6. Operations
7. Results

Baldrige promotes a systems perspective.

A systems perspective means managing all the components of your organization as a unified whole to achieve ongoing success. The system's building blocks and integrating mechanism are the core values and concepts (pages 40–44), the seven interrelated Criteria categories (pages 4–30), and the scoring guidelines (pages 34–35).



I see the Baldrige process as a powerful set of mechanisms for disciplined people engaged in disciplined thought and taking disciplined action to create great organizations that produce exceptional results.

—Jim Collins, author of *Good to Great: Why Some Companies Make the Leap . . . and Others Don't*

A focus on core values and concepts. Baldrige is based on a set of beliefs and behaviors (see pages 40–44). These core values and concepts are the foundation for integrating key performance and operational requirements within a results-oriented framework that creates a basis for action, feedback, and ongoing success:

- Systems perspective
- Visionary leadership
- Customer-focused excellence
- Valuing people
- Organizational learning and agility
- Focus on success
- Managing for innovation
- Management by fact
- Societal responsibility
- Ethics and transparency
- Delivering value and results

A focus on processes. *Processes* are the methods your organization uses to accomplish its work. The Baldrige framework helps you assess and improve your processes along four dimensions:

1. *Approach:* How do you accomplish your organization's work? How effective are your key approaches?
2. *Deployment:* How consistently are your key approaches used in relevant parts of your organization?
3. *Learning:* How well have you evaluated and improved your key approaches? How well have improvements been shared within your organization? Has new knowledge led to innovation?
4. *Integration:* How well do your approaches align with your current and future organizational needs? How well do your measures, information, and improvement systems complement each other across processes and work units? How well are processes and operations harmonized across your organization to achieve key organization-wide goals?

A focus on results. The Baldrige framework leads you to examine your results from three viewpoints: the external view (*How do your customers and other stakeholders view you?*), the internal view (*How efficient and effective are your operations?*), and the future view (*Is your organization learning and growing?*).

In Baldrige, results include all areas of importance to your organization. This composite of measures ensures that your strategies are balanced—that they do not inappropriately trade off among important stakeholders, objectives, or short- and longer-term goals. The Baldrige framework helps you evaluate your results along four dimensions:

1. *Levels:* What is your current performance on a meaningful measurement scale?
2. *Trends:* Are the results improving, staying the same, or getting worse?
3. *Comparisons:* How does your performance compare with that of other organizations and competitors, or with benchmarks or industry leaders?
4. *Integration:* Are you tracking results that are important to your organization and that consider the expectations and needs of your key stakeholders? Are you using the results in decision making?

A focus on linkages. The linkages among the Criteria categories are an essential element of the systems perspective provided by the Baldrige framework. Some examples of these linkages are

- the connections between your processes and the results you achieve;
- the need for data in the strategic planning process and for improving operations;
- the connection between workforce planning and strategic planning;
- the need for customer and market knowledge in establishing your strategy and action plans; and
- the connection between your action plans and any changes needed in your work systems.

A focus on improvement. The Baldrige framework helps you understand and assess how well you are accomplishing what is important to your organization: how mature and how well deployed your processes are, how good your results are, whether your organization is learning and improving, and how well your approaches address your organization's needs. The Baldrige scoring guidelines (pages 34–35) are based on the process and results dimensions described above.

As you respond to the Criteria questions and gauge your responses against the scoring guidelines, you will begin to identify strengths and gaps—first within the Criteria categories and then among them. The coordination of key processes, and feedback between your processes and your results, will lead to cycles of improvement. As you continue to use the framework, you will learn more and more about your organization and begin to define the best ways to build on your strengths, close gaps, and innovate.

Baldrige is adaptable.

The Criteria do not prescribe how you should structure your organization or its operations. In the Organizational Profile (pages 4–6), you describe what is important to your organization (its operating environment, key relationships, competitive environment, and strategic context). The Criteria encourage you to use creative, adaptive, and flexible approaches, which will foster incremental and breakthrough improvement through innovation. The Criteria encourage you to choose the tools (e.g., Lean, Six Sigma, the International Organization for Standardization [ISO] 9000 series, a balanced scorecard, Plan-Do-Check-Act [PDCA]) that are most suitable and effective for your organization in making improvements and achieving excellence.

Baldrige has national and global impact.

The Baldrige framework and Criteria play three roles in strengthening U.S. competitiveness:

- They help improve organizational processes, capabilities, and results.
- They facilitate the communication and sharing of best practices among U.S. organizations through the Baldrige Award, the Quest for Excellence® Conference, and other educational offerings.
- They serve as a working tool for understanding and managing organizational performance, guiding your strategic thinking, and providing opportunities to learn.

Baldrige works with public and private sector partners to address critical national needs related to long-term success and sustainability, including cybersecurity risk management (see <https://www.nist.gov/baldrige/products-services/baldrige-cybersecurity-initiative>) and excellence in U.S. communities (see Communities of Excellence 2026, <http://www.communitiesofexcellence2026.org>).

Within the United States, state, regional, sector, and organizational performance excellence programs use the Baldrige framework to help organizations improve their competitiveness and results. Globally, about 100 performance or business excellence programs exist; most use the Baldrige framework or a derivative as their organizational excellence model.

Baldrige is here for your organization.

You have in front of you what has been called “the single most influential document in the modern history of American business” (Gordon Black, chairman and CEO, Harris/Black International Ltd.). Why not take advantage of that opportunity? Your workforce, customers, board members, and other stakeholders—and the nation—will be better off.



The [Baldrige] Criteria help you link your strategy, your human capital process, your leadership development process, and all of your core operations together and help them focus on what your customers actually want.

—Scott McIntyre, Managing Partner, Baldrige Award recipient PriceWaterHouseCoopers
Public Sector Practice



How to Use the Baldrige Excellence Framework

Whether your organization is large or small, you can use the Baldrige Excellence Framework for improvement. Your experience with Baldrige will help you decide where to begin.

If your organization is in the education or health care sector, you should use the education or health care version of this booklet, respectively. See <https://www.nist.gov/baldrige/publications/baldrige-excellence-framework> to obtain a copy.

If you are just learning about the Baldrige framework . . .

Here are some ways to begin using the Baldrige framework to improve your organization.

Scan the questions in the Organizational Profile (pages 4–6). Discerning and discussing the answers to these questions with your senior leadership team might be your first Baldrige self-assessment.

Study the 11 Baldrige core values and concepts (pages 40–44). Consider how your organization measures up in relation to the core values. Are there any improvements you should be making?

Answer the questions in the titles of the 17 Criteria for Performance Excellence items to reach a basic understanding of the Criteria and your organization's performance.

See a simple outline of a holistic performance management system by reading the headings in blue in the Criteria section of this booklet (pages 4–30). See if you are considering all of these dimensions in establishing your leadership system and measuring performance.

Use the Baldrige framework and its supporting material as a general resource on organizational performance improvement. This booklet and the materials online (<https://www.nist.gov/baldrige/publications/baldrige-excellence-framework>) may help you think in a different way or give you a fresh frame of reference.

Attend the Quest for Excellence® or a state or regional Baldrige conference. These events highlight the role-model approaches of Baldrige Award recipients. These organizations have used the Baldrige framework to improve performance, innovate, and achieve world-class results. Workshops on Baldrige self-assessment are often offered in conjunction with these conferences.

Become an examiner, or attend the Baldrige Examiner Training Experience (<https://www.nist.gov/baldrige/products-services/baldrige-examiner-training-experience>). Examiners receive valuable training, evaluate award applications, and learn to apply the Criteria to their organizations.

Become a Baldrige Executive Fellow. Baldrige Fellows (C-suite and rising executives) participate in an executive development program (see <https://www.nist.gov/baldrige/products-services/baldrige-executive-fellows-program>), learning from each other and from Baldrige Award recipients.

If you are ready to assess your organization using Baldrige . . .

To assess your organization with the Baldrige framework, follow one or more of the suggestions below.

Check your progress on achieving organizational excellence and improve communication among your work-force members and leadership team with two simple questionnaires: *Are We Making Progress?* (<https://www.nist.gov/baldrige/self-assessing/improvement-tools/are-we-making-progress>) and *Are We Making Progress as Leaders?* (<https://www.nist.gov/baldrige/self-assessing/improvement-tools/are-we-making-progress-leaders>).

Identify gaps in your understanding of your organization and compare your organization with others with *easyInsight: Take a First Step toward a Baldrige Self-Assessment* (<https://www.nist.gov/baldrige/self-assessing/improvement-tools/easyinsight-take-first-step-toward-baldrige-self>). This assessment is based on the Organizational Profile.

Complete the Organizational Profile (pages 4–6). Have your leadership team answer the questions. If you identify topics for which you have conflicting, little, or no information, use these topics for action planning. For many organizations, this approach serves as a first Baldrige self-assessment.

Answer the questions in the *Baldrige Excellence Builder* (<https://www.nist.gov/baldrige/publications/baldrige-excellence-builder>). This assessment tool includes key questions for improving your organization's performance. They are the questions in black boldface in the Criteria section of this booklet.

Use the full set of Criteria questions as a personal guide to everything that is important in leading your organization. You may discover blind spots or areas where you should place additional emphasis.

Review the scoring guidelines (pages 34–35). They help you assess your organizational maturity, especially when used in conjunction with “Steps toward Mature Processes” (page 36) and “From Fighting Fires to Innovation: An Analogy for Learning” (page 32).

Answer the questions in one Criteria category in which you know you need improvement, either yourself or with leadership team colleagues, referring to the item notes and Criteria Commentary (<https://www.nist.gov/baldrige/baldrige-criteria-commentary>). Then assess your strengths and opportunities for improvement, and develop action plans. Be aware, though, that this kind of assessment limits the benefits of the systems perspective embodied in the Baldrige framework.

Have your leadership team assess your organization. At a retreat, have your leadership team develop responses to the Organizational Profile and the seven Criteria categories, using the *Baldrige Excellence Builder* (<https://www.nist.gov/baldrige/publications/baldrige-excellence-builder>), and record the responses. Then assess your strengths and opportunities for improvement, and develop action plans.

Conduct a full Baldrige self-assessment. Set up teams within your organization to develop responses to the Organizational Profile and Criteria categories. For details, see <https://www.nist.gov/baldrige/self-assessing> and the slide presentation “Self-Assessing Your Organization with the Baldrige Excellence Framework” (<https://www.nist.gov/baldrige/community/baldrige-ambassadors>).

Contact your state, local, or sector-specific Baldrige-based program (see the Alliance for Performance Excellence, <http://www.baldrigepe.org/alliance>). Many programs provide networking opportunities, training, coaching, and self-assessment services in addition to an award program.

Contact a Baldrige Award recipient. Organizations that receive the Baldrige Award advocate for performance improvement, share their strategies, and serve as role models. Many undertake ongoing self-assessments of their organizations and can share their experiences with you. See http://patapsco.nist.gov/Award_Recipients/index.cfm for award recipients and their contact information.

If you are ready for external feedback . . .

Here are some resources for receiving external feedback on your organization's strengths and opportunities for improvement.

Apply to your state, local, or sector-specific Baldrige-based award program (see the Alliance for Performance Excellence, <http://www.baldrigepe.org/alliance>). A team of experts will examine your organization objectively and identify your organization's strengths and its opportunities to improve.

Arrange for a Baldrige Collaborative Assessment (<https://www.nist.gov/baldrige/products-services/baldrige-collaborative-assessment>). In this on-site assessment, a team of Baldrige examiners works with your leaders and staff to give your organization immediate, actionable feedback.

Apply for the Malcolm Baldrige National Quality Award. Once you meet eligibility requirements, apply for the highest level of national recognition for performance excellence that a U.S. organization can receive: the Malcolm Baldrige National Quality Award.

Award applicants say that the Baldrige evaluation process is one of the best, most cost-effective, most comprehensive performance assessments you can find, whether or not they receive the Baldrige Award. See <https://www.nist.gov/baldrige/baldrige-award> for more information. In the Baldrige process, everyone is a learner.



Criteria for Performance Excellence Overview and Structure

Criteria for Performance Excellence Overview: A Systems Perspective

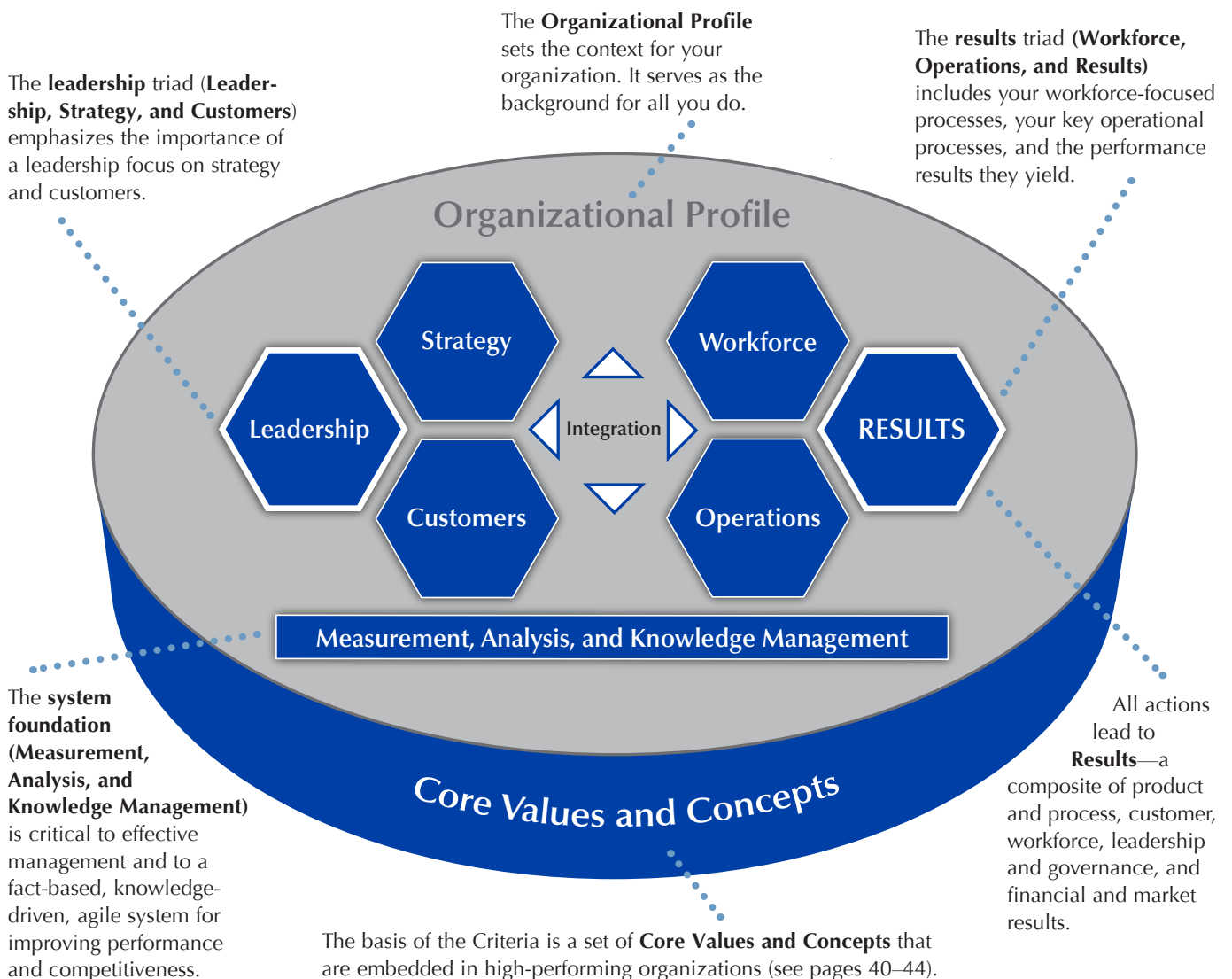
The **performance system** consists of the six categories in the center of the figure. These categories define your processes and the results you achieve.

Performance excellence requires strong **Leadership** and is demonstrated through outstanding **Results**. Those categories are highlighted in the figure.

The word “**integration**” at the center of the figure shows that all the elements of the system are interrelated.

The **center horizontal arrowheads** show the critical linkage between the leadership triad (categories 1, 2, and 3) and the results triad (categories 5, 6, and 7) and the central relationship between the Leadership and Results categories.

The **center vertical arrowheads** point to the Organizational Profile and the system foundation, which provide information on and feedback to key processes and the organizational environment.



Criteria for Performance Excellence Structure

The seven Baldrige Criteria for Performance Excellence categories are subdivided into items and areas to address.

Items

There are 17 Criteria items (plus 2 in the Organizational Profile), each with a particular focus. These items are divided into three groups according to the kinds of information they ask for:

- The Organizational Profile asks you to define your organizational environment.
- Process items (categories 1–6) ask you to define your organization's processes.
- Results items (category 7) ask you to report results for your organization's processes.

See page 3 for a list of item titles and point values.

Item Notes

Item notes (1) clarify terms or requirements, (2) give instructions and examples for responding, and (3) indicate key linkages to other items. Item notes in italics pertain specifically to nonprofit (including government) organizations.

Areas to Address

Each item includes one or more areas to address (labeled *a*, *b*, *c*, and so on).

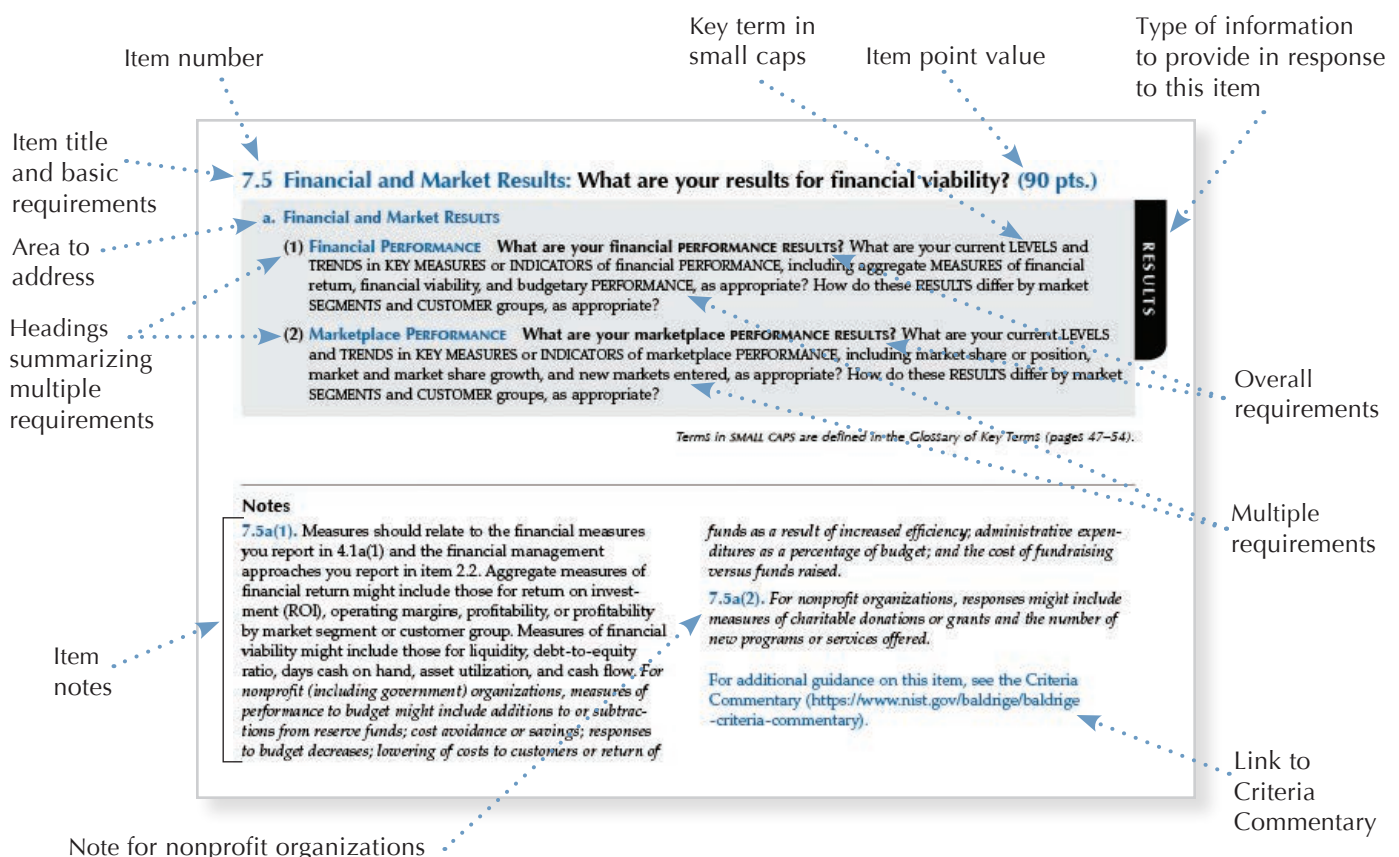
Requirements

Item requirements are expressed as questions or statements on three levels:

- *Basic requirements* are expressed in the title question.
- *Overall requirements* are expressed in the questions in boldface in the shaded box. These leading questions are the starting point for responding to the requirements.
- *Multiple requirements* are the individual questions under each area to address, including the question in boldface. That first question expresses the most important one in that group.

Key Terms

Terms in SMALL CAPS are defined in the Glossary of Key Terms (pages 47–54).





Criteria for Performance Excellence Items and Point Values

See pages 31–36 for the scoring system used with the Criteria items in a Baldrige assessment.

- P** **Organizational Profile**
- P.1 Organizational Description
 - P.2 Organizational Situation

Categories and Items		Point Values
1	Leadership	120
	1.1 Senior Leadership	70
	1.2 Governance and Societal Responsibilities	50
2	Strategy	85
	2.1 Strategy Development	45
	2.2 Strategy Implementation	40
3	Customers	85
	3.1 Voice of the Customer	40
	3.2 Customer Engagement	45
4	Measurement, Analysis, and Knowledge Management	90
	4.1 Measurement, Analysis, and Improvement of Organizational Performance	45
	4.2 Information and Knowledge Management	45
5	Workforce	85
	5.1 Workforce Environment	40
	5.2 Workforce Engagement	45
6	Operations	85
	6.1 Work Processes	45
	6.2 Operational Effectiveness	40
7	Results	450
	7.1 Product and Process Results	120
	7.2 Customer Results	80
	7.3 Workforce Results	80
	7.4 Leadership and Governance Results	80
	7.5 Financial and Market Results	90
TOTAL POINTS		1,000



Criteria for Performance Excellence

Begin with the Organizational Profile

The Organizational Profile is the most appropriate starting point for self-assessment and for writing an application. It is critically important for the following reasons:

- It helps you identify gaps in key information and focus on key performance requirements and results.
- You can use it as an initial self-assessment. If you identify topics for which conflicting, little, or no information is available, use these topics for action planning.
- It sets the context for and allows you to address unique aspects of your organization in your responses to the Criteria requirements in categories 1–7.

P Organizational Profile

The **Organizational Profile** is a snapshot of your organization, the KEY influences on HOW it operates, and your competitive environment.

P.1 Organizational Description: What are your key organizational characteristics?

a. Organizational Environment

- (1) **Product Offerings** What are your main product offerings (see the note on the next page)? What is the relative importance of each to your success? What mechanisms do you use to deliver your products?
- (2) **MISSION, VISION, and VALUES** What are your stated MISSION, VISION, and VALUES? What are your organization's CORE COMPETENCIES, and what is their relationship to your MISSION?
- (3) **WORKFORCE Profile** What is your WORKFORCE profile? What recent changes have you experienced in WORKFORCE composition or in your needs with regard to your WORKFORCE? What are
 - your WORKFORCE or employee groups and SEGMENTS,
 - the educational requirements for different employee groups and SEGMENTS, and
 - the KEY drivers that engage them in achieving your MISSION and VISION?
 What are your organized bargaining units (union representation)? What are your organization's special health and safety requirements?
- (4) **Assets** What are your major facilities, technologies, and equipment?
- (5) **Regulatory Requirements** What is the regulatory environment under which you operate? What are the KEY applicable occupational health and safety regulations; accreditation, certification, or registration requirements; industry standards; and environmental, financial, and product regulations?

b. Organizational Relationships

- (1) **Organizational Structure** What are your organizational leadership structure and GOVERNANCE system? What are the reporting relationships among your GOVERNANCE board, SENIOR LEADERS, and parent organization, as appropriate?
- (2) **CUSTOMERS and STAKEHOLDERS** What are your KEY market SEGMENTS, CUSTOMER groups, and STAKEHOLDER groups, as appropriate? What are their KEY requirements and expectations for your products, CUSTOMER support services, and operations? What are the differences in these requirements and expectations among market SEGMENTS, CUSTOMER groups, and STAKEHOLDER groups?

(Continued on the next page)

(3) Suppliers and PARTNERS What are your KEY types of suppliers, PARTNERS, and COLLABORATORS? What role do they play

- in your WORK SYSTEMS, especially in producing and delivering your KEY products and CUSTOMER support services; and
- in enhancing your competitiveness?

What are your KEY mechanisms for two-way communication with suppliers, PARTNERS, and COLLABORATORS?

What role, if any, do these organizations play in contributing and implementing INNOVATIONS in your organization?

What are your KEY supply-chain requirements?

Terms in SMALL CAPS are defined in the Glossary of Key Terms (pages 47–54).

Notes

P. Your responses to the Organizational Profile questions are very important. They set the context for understanding your organization and how it operates. Your responses to all other questions in the Baldrige Criteria should relate to the organizational context you describe in this profile. Your responses to the Organizational Profile questions thus allow you to tailor your responses to all other questions to your organization's uniqueness.

P.1a(1). Product offerings and products are the goods and services you offer in the marketplace. Mechanisms for delivering products to your end-use customers might be direct or might be indirect, through dealers, distributors, collaborators, or channel partners. *Nonprofit (including government) organizations might refer to their product offerings as programs, projects, or services.*

P.1a(2). If your organization has a stated purpose as well as a mission, you should include it in your response. Some organizations define a mission and a purpose, and some use the terms interchangeably. In some organizations, purpose refers to the fundamental reason that the organization exists. Its role is to inspire the organization and guide its setting of values.

P.1a(2). Core competencies are your organization's areas of greatest expertise. They are those strategically important, possibly specialized capabilities that are central to fulfilling your mission or provide an advantage in your marketplace or service environment. Core competencies are frequently challenging for competitors or suppliers and partners to imitate and frequently preserve your competitive advantage.

P.1a(3). Workforce or employee groups and segments (including organized bargaining units) might be based on type of employment or contract-reporting relationship, location (including telework), tour of duty, work environment, use of certain family-friendly policies, or other factors.

P.1a(3). Organizations that also rely on volunteers and unpaid interns to accomplish their work should include these groups as part of their workforce.

P.1a(5). Industry standards might include industrywide codes of conduct and policy guidance. In the Criteria, industry refers to the sector in which you operate. *For nonprofit (including government) organizations, this sector might be charitable organizations, professional associations and societies,*

religious organizations, or government entities—or a subsector of one of these. Depending on the regions in which you operate, environmental regulations might cover greenhouse gas emissions, carbon regulations and trading, and energy efficiency.

P.1b(1). *For some nonprofit (including government) organizations, governance and reporting relationships might include relationships with major funding sources, such as granting agencies, legislatures, or foundations.*

P.1b(1). The governance or oversight system for privately held businesses, nonprofit organizations, and government agencies may comprise an advisory board, a family council, or local/regional leaders who are assembled to provide guidance.

P.1b(2). Customers include the users and potential users of your products. *For some nonprofit (including government) organizations, customers might include members, taxpayers, citizens, recipients, clients, and beneficiaries, and market segments might be referred to as constituencies.*

P.1b(2). *For government agencies, the legislature (as a source of funds) may be a key stakeholder.*

P.1b(2). Customer groups might be based on common expectations, behaviors, preferences, or profiles. Within a group, there may be customer segments based on differences, commonalities, or both. You might subdivide your market into segments based on product lines or features, distribution channels, business volume, geography, or other defining factors.

P.1b(2). The requirements of your customer groups and market segments might include on-time delivery; low defect levels; safety; security, including cybersecurity; ongoing price reductions; the leveraging of technology; rapid response; after-sales service; and multilingual services. The requirements of your stakeholder groups might include socially responsible behavior and community service. *For some nonprofit (including government) organizations, these requirements might also include administrative cost reductions, at-home services, and rapid response to emergencies.*

P.1b(2), P.1b(3). Customer, stakeholder, and operational requirements and expectations will drive your organization's sensitivity to the risk of product, service, support, and

supply-chain interruptions, including those due to natural disasters and other emergencies.

P.1b(3). Communication mechanisms should use understandable language, and they might involve in-person contact; email, social media, or other electronic means; or the telephone. For many organizations, these mechanisms

may change as marketplace, customer, or stakeholder requirements change.

For additional guidance on this item, see the Criteria Commentary (<https://www.nist.gov/baldrige/baldrige-criteria-commentary>).

P.2 Organizational Situation: What is your organization's strategic situation?

a. Competitive Environment

- (1) **Competitive Position** What is your competitive position? What are your relative size and growth in your industry or the markets you serve? How many and what types of competitors do you have?
- (2) **Competitiveness Changes** What KEY changes, if any, are affecting your competitive situation, including changes that create opportunities for INNOVATION and collaboration, as appropriate?
- (3) **Comparative Data** What KEY sources of comparative and competitive data are available from within your industry? What KEY sources of comparative data are available from outside your industry? What limitations, if any, affect your ability to obtain or use these data?

b. Strategic Context

What are your KEY STRATEGIC CHALLENGES and ADVANTAGES in the areas of business, operations, societal responsibilities, and WORKFORCE?

c. PERFORMANCE Improvement System

What are the KEY elements of your PERFORMANCE improvement system, including your PROCESSES for evaluation and improvement of KEY organizational projects and PROCESSES?

Terms in SMALL CAPS are defined in the Glossary of Key Terms (pages 47–54).

Notes

P.2a. Like for-profit businesses, nonprofit organizations are frequently in a highly competitive environment. Nonprofit organizations must often compete with other organizations and alternative sources of similar services to secure financial and volunteer resources, membership, visibility in appropriate communities, and media attention.

P.2b. Strategic challenges and advantages might relate to technology, products, finances, operations (including data and information security), organizational structure and culture, your parent organization's capabilities, customers and markets, brand recognition and reputation, your industry, globalization, climate change, your value chain, and people. Strategic advantages might include differentiators such as price leadership, design services, innovation rate, geographic proximity, accessibility, and warranty and product options. For some nonprofit (including government) organizations, differentiators might also include relative influence with decision makers, ratio of administrative costs to programmatic contributions, reputation for program or service delivery, and wait times for service.

P.2b. Throughout the Criteria, "business" refers to a nonprofit (or government) organization's main mission area or enterprise activity.

P.2c. The Baldrige Scoring System (pages 31–36) uses performance improvement through learning and integration as a dimension in assessing the maturity of organizational approaches and their deployment. This question is intended to set an overall context for your approach to performance improvement. The approach you use should be related to your organization's needs. Approaches that are compatible with the overarching systems approach provided by the Baldrige framework might include implementing a Lean Enterprise System, applying Six Sigma methodology, using PDCA methodology, using standards from ISO (e.g., the 9000 or 14000 series), using decision science, or employing other improvement tools.

For additional guidance on this item, see the Criteria Commentary (<https://www.nist.gov/baldrige/baldrige-criteria-commentary>).

1 Leadership (120 pts.)

The **Leadership** category asks HOW SENIOR LEADERS' personal actions guide and sustain your organization. It also asks about your organization's GOVERNANCE system and HOW your organization fulfills its legal, ethical, and societal responsibilities.

1.1 Senior Leadership: How do your senior leaders lead the organization? (70 pts.)

a. VISION and VALUES

- (1) **Setting VISION and VALUES** HOW do SENIOR LEADERS set your organization's VISION and VALUES? HOW do SENIOR LEADERS DEPLOY the VISION and VALUES through your LEADERSHIP SYSTEM, to the WORKFORCE, to KEY suppliers and PARTNERS, and to CUSTOMERS and other STAKEHOLDERS, as appropriate? HOW do SENIOR LEADERS' personal actions reflect a commitment to those VALUES?
- (2) **Promoting Legal and ETHICAL BEHAVIOR** HOW do SENIOR LEADERS' actions demonstrate their commitment to legal and ETHICAL BEHAVIOR? HOW do SENIOR LEADERS promote an organizational environment that requires it?

b. Communication

HOW do SENIOR LEADERS communicate with and engage the entire WORKFORCE and KEY CUSTOMERS? HOW do they

- encourage frank, two-way communication, including use of social media, when appropriate;
- communicate KEY decisions and needs for organizational change; and
- take a direct role in motivating the WORKFORCE toward HIGH PERFORMANCE and a CUSTOMER and business focus, including by participating in reward and recognition programs?

c. MISSION and Organizational PERFORMANCE

- (1) **Creating an Environment for Success** HOW do SENIOR LEADERS create an environment for success now and in the future? HOW do they
- create an environment for the achievement of your MISSION and for organizational agility;
 - cultivate organizational LEARNING, LEARNING for people in the WORKFORCE, INNOVATION, and INTELLIGENT RISK taking;
 - create a WORKFORCE culture that fosters CUSTOMER ENGAGEMENT; and
 - participate in succession planning and the development of future organizational leaders?
- (2) **Creating a Focus on Action** HOW do SENIOR LEADERS create a focus on action that will achieve the organization's MISSION? HOW do SENIOR LEADERS
- create a focus on action that will improve the organization's PERFORMANCE;
 - identify needed actions;
 - in setting expectations for organizational PERFORMANCE, include a focus on creating and balancing VALUE for CUSTOMERS and other STAKEHOLDERS; and
 - demonstrate personal accountability for the organization's actions?

Terms in SMALL CAPS are defined in the Glossary of Key Terms (pages 47–54).

Notes

1.1. Your organizational performance results should be reported in items 7.1–7.5. Results related to the effectiveness of leadership and the leadership system should be reported in item 7.4.

1.1a(1). Your organization's vision should set the context for the strategic objectives and action plans you describe in items 2.1 and 2.2.

1.1b. Use of social media may include delivering periodic messages through internal and external websites, tweets, blogging, and customer and workforce electronic forums,

as well as monitoring external social media outlets and responding, when appropriate.

1.1b. *Nonprofit organizations that rely heavily on volunteers to accomplish their work should also discuss efforts to communicate with and engage the volunteer workforce.*

1.1c(1). A successful organization understands that some risk is always present, and determines and oversees its risk appetite and risk tolerance. A successful organization is capable of addressing current business needs and, through agility and strategic management, is capable of preparing for

its future business, market, and operating environment. In creating an environment for success now and in the future, leaders should consider both external and internal factors. Factors might include workforce capability and capacity, resource availability, technology, knowledge, core competencies, work systems, facilities, and equipment. Achieving future success may require leading transformational changes in the organization's structure and culture. Success now and in the future might be affected by changes in the marketplace and customer preferences, in the financial markets, and in the legal and regulatory environment. In the context of ongoing success, the concept of innovation and taking intelligent risks includes both technological and organizational innovation to help the organization succeed in the future. A successful organization also ensures a safe and secure environment for its workforce and other key stakeholders. A successful organization is capable of

addressing risks and opportunities arising from data and information security and from environmental considerations and climate change.

1.1c(2). Senior leaders' focus on action considers your strategy, workforce, work systems, and assets. It includes taking intelligent risks and implementing innovations and ongoing improvements in performance and productivity. Senior leaders' focus on action also includes the actions needed to achieve your strategic objectives (see 2.2a[1]), and may involve establishing change management plans for major organizational change or responding rapidly to significant information from social media or other input.

For additional guidance on this item, see the Criteria Commentary (<https://www.nist.gov/baldrige/baldrige-criteria-commentary>).

1.2 Governance and Societal Responsibilities: How do you govern your organization and fulfill your societal responsibilities? (50 pts.)

a. Organizational GOVERNANCE

(1) **GOVERNANCE System** HOW does your organization ensure responsible GOVERNANCE? HOW does your GOVERNANCE system review and achieve the following?

- Accountability for SENIOR LEADERS' actions
- Accountability for strategic plans
- Fiscal accountability
- Transparency in operations
- Selection of GOVERNANCE board members and disclosure policies for them, as appropriate
- Independence and EFFECTIVENESS of internal and external audits
- Protection of STAKEHOLDER and stockholder interests, as appropriate
- Succession planning for SENIOR LEADERS

(2) **PERFORMANCE Evaluation** HOW do you evaluate the PERFORMANCE of your SENIOR LEADERS and your GOVERNANCE board? HOW do you use PERFORMANCE evaluations in determining executive compensation? HOW do your SENIOR LEADERS and GOVERNANCE board use these PERFORMANCE evaluations to advance their development and improve both their own effectiveness as leaders and that of your board and LEADERSHIP SYSTEM, as appropriate?

b. Legal and ETHICAL BEHAVIOR

(1) **Legal and Regulatory Compliance** HOW do you address and anticipate legal, regulatory, and community concerns with your products and operations? HOW do you

- address any adverse societal impacts of your products and operations;
- anticipate public concerns with your future products and operations; and
- prepare for these impacts and concerns proactively, including through conservation of natural resources and EFFECTIVE supply-chain management PROCESSES, as appropriate?

What are your KEY compliance PROCESSES, MEASURES, and GOALS for meeting and surpassing regulatory and legal requirements, as appropriate? What are your KEY PROCESSES, MEASURES, and GOALS for addressing risks associated with your products and operations?

(Continued on the next page)

- (2) **ETHICAL BEHAVIOR** **HOW do you promote and ensure ETHICAL BEHAVIOR in all interactions?** What are your KEY PROCESSES and MEASURES or INDICATORS for enabling and monitoring ETHICAL BEHAVIOR in your GOVERNANCE structure; throughout your organization; and in interactions with your WORKFORCE, CUSTOMERS, PARTNERS, suppliers, and other STAKEHOLDERS? HOW do you monitor and respond to breaches of ETHICAL BEHAVIOR?

c. Societal Responsibilities

- (1) **Societal Well-Being** **HOW do you consider societal well-being and benefit as part of your strategy and daily operations?** HOW do you contribute to the well-being of your environmental, social, and economic systems?
- (2) **Community Support** **HOW do you actively support and strengthen your KEY communities?** What are your KEY communities? HOW do you identify them and determine areas for organizational involvement, including areas that leverage your CORE COMPETENCIES? HOW do your SENIOR LEADERS, in concert with your WORKFORCE, contribute to improving these communities?

Terms in SMALL CAPS are defined in the Glossary of Key Terms (pages 47–54).

Notes

1.2. Societal responsibilities in areas critical to your ongoing marketplace success should also be addressed in Strategy Development (item 2.1) and Operations (category 6). Key results should be reported as Leadership and Governance Results (item 7.4).

1.2. The health and safety of your workforce are not addressed in this item; you should address these workforce factors in items 5.1 and 6.2, respectively.

1.2a(1). The governance board's review of organizational performance and progress, if appropriate, is addressed in 4.1(b).

1.2a(1). Transparency in the operations of your governance system should include your internal controls on governance processes. For some privately held businesses and nonprofit (including government) organizations, an external advisory board may provide some or all governance board functions. *For nonprofit (including government) organizations that serve as stewards of public funds, areas of emphasis are stewardship of those funds and transparency in operations.*

1.2a(1). In protecting stakeholder interests, the governance system should consider and sanction appropriate levels of risk for the organization, recognizing the need to accept risk as part of running a successful organization.

1.2a(2). The evaluation of leaders' performance might be supported by peer reviews, formal performance management reviews, and formal or informal feedback from and surveys of the workforce and other stakeholders. For some privately held businesses and nonprofit and government organizations, external advisory boards might evaluate the performance of senior leaders and the governance board.

1.2b(1). *Nonprofit organizations should report, as appropriate, how they meet and surpass the regulatory and legal requirements and standards that govern fundraising and lobbying.*

1.2b(2). Measures or indicators of ethical behavior might include the percentage of independent board members, measures of relationships with stockholder and non-stockholder constituencies, instances of ethical conduct or compliance breaches and responses to them, survey results showing workforce perceptions of organizational ethics, ethics hotline use, and results of ethics reviews and audits. Measures or indicators of ethical behavior might also include evidence that policies, workforce training, and monitoring systems are in place for conflicts of interest; protection and use of sensitive data, information, and knowledge generated through synthesizing and correlating these data; and proper use of funds.

1.2c. Areas of societal contributions might include your efforts to improve the environment (e.g., collaboration to conserve the environment or natural resources); strengthen local community services, education, health, and emergency preparedness; and improve the practices of trade, business, or professional associations.

1.2c. *Some charitable organizations may contribute to society and support their key communities totally through the mission-related activities you describe in response to other Criteria requirements. In such cases, it is appropriate to respond here with any "extra efforts" through which you support these communities.*

For additional guidance on this item, see the Criteria Commentary (<https://www.nist.gov/baldrige/baldrige-criteria-commentary>).

2 Strategy (85 pts.)

The **Strategy** category asks HOW your organization develops STRATEGIC OBJECTIVES and ACTION PLANS, implements them, changes them if circumstances require, and measures progress.

2.1 Strategy Development: How do you develop your strategy? (45 pts.)

a. Strategy Development PROCESS

- (1) **Strategic Planning PROCESS** **HOW do you conduct your strategic planning?** What are the KEY PROCESS steps? Who are the KEY participants? What are your short- and longer-term planning horizons? HOW are they addressed in the planning PROCESS? HOW does your strategic planning PROCESS address the potential need for
 - transformational change and prioritization of change initiatives; and
 - organizational agility, including operational flexibility?
- (2) **INNOVATION** **HOW does your strategy development PROCESS stimulate and incorporate INNOVATION?** HOW do you identify STRATEGIC OPPORTUNITIES? HOW do you decide which STRATEGIC OPPORTUNITIES are INTELLIGENT RISKS to pursue? What are your KEY STRATEGIC OPPORTUNITIES?
- (3) **Strategy Considerations** **HOW do you collect and analyze relevant data and develop information for your strategic planning PROCESS?** In this collection and ANALYSIS, HOW do you include these KEY elements of risk?
 - Your STRATEGIC CHALLENGES and STRATEGIC ADVANTAGES
 - Potential changes in your regulatory and external business environment
 - Potential blind spots in your strategic planning PROCESS and information
 - Your ability to execute the strategic plan
- (4) **WORK SYSTEMS and CORE COMPETENCIES** **HOW do you decide which KEY PROCESSES will be accomplished by your WORKFORCE and which by external suppliers and PARTNERS?** HOW do those decisions consider your CORE COMPETENCIES and the CORE COMPETENCIES of potential suppliers and PARTNERS? What are your KEY WORK SYSTEMS? HOW do you make WORK SYSTEM decisions that facilitate the accomplishment of your STRATEGIC OBJECTIVES? HOW do you determine what future organizational CORE COMPETENCIES and WORK SYSTEMS you will need?

b. STRATEGIC OBJECTIVES

- (1) **KEY STRATEGIC OBJECTIVES** **What are your organization's KEY STRATEGIC OBJECTIVES and timetable for achieving them?** What are your most important GOALS for these STRATEGIC OBJECTIVES? What KEY changes, if any, are planned in your products, CUSTOMERS and markets, suppliers and PARTNERS, and operations?
- (2) **STRATEGIC OBJECTIVE Considerations** **HOW do your STRATEGIC OBJECTIVES achieve appropriate balance among varying and potentially competing organizational needs?** HOW do your STRATEGIC OBJECTIVES
 - address your STRATEGIC CHALLENGES and leverage your CORE COMPETENCIES, STRATEGIC ADVANTAGES, and STRATEGIC OPPORTUNITIES;
 - balance short- and longer-term planning horizons; and
 - consider and balance the needs of all KEY STAKEHOLDERS?

Terms in SMALL CAPS are defined in the Glossary of Key Terms (pages 47–54).

Notes

2.1. This item deals with your overall organizational strategy, which might include changes in product offerings and customer engagement processes. However, you should describe the product design and customer engagement strategies, respectively, in items 6.1 and 3.2, as appropriate.

2.1. Strategy development refers to your organization's approach to preparing for the future. In developing your strategy, you should consider your level of acceptable enterprise risk. To make decisions and allocate resources,

you might use various types of forecasts, projections, options, scenarios, knowledge (see 4.2b for relevant organizational knowledge), analyses, or other approaches to envisioning the future in order to make decisions and allocate resources. Strategy development might involve key suppliers, distributors, partners, and customers. *For some nonprofit organizations, strategy development might involve organizations providing similar services or drawing from the same donor population or volunteer workforce.*

2.1. The term “strategy” should be interpreted broadly. Strategy might be built around or lead to any or all of the following: new products; redefinition of key customer groups or market segments; differentiation of your brand; new core competencies; revenue growth via various approaches, including acquisitions, grants, and endowments; divestitures; new partnerships and alliances; and new employee or volunteer relationships. Strategy might be directed toward becoming a preferred supplier, local supplier in each of your major customers’ or partners’ markets, low-cost producer, market innovator, or provider of a high-end or customized product or service. It might also be directed toward meeting a community or public need.

2.1a(1). Organizational agility refers to the capacity for rapid change in strategy. Operational flexibility refers to the ability to adjust your operations as opportunities or needs arise, including as a result of strategic changes.

2.1a(2). Strategic opportunities are prospects for new or changed products, services, processes, business models (including strategic alliances), or markets. They arise from outside-the-box thinking, brainstorming, capitalizing on serendipity, research and innovation processes, nonlinear extrapolation of current conditions, and other approaches to imagining a different future. The generation of ideas that lead to strategic opportunities benefits from an environment that encourages nondirected, free thought. Choosing which strategic opportunities to pursue involves considering relative risk, financial and otherwise, and then making intelligent choices (“intelligent risks”).

2.1a(3). Data and information may come from a variety of internal and external sources and in a variety of forms. Data are available in increasingly greater volumes and at greater speeds. The ability to capitalize on data and information, including large datasets (“big data”), is based on the ability to analyze the data, draw conclusions, and pursue actions, including intelligent risks.

2.1a(3). Data and information might relate to customer and market requirements, expectations, opportunities, and risks; your core competencies; the competitive environment and your performance now and in the future relative to competitors and comparable organizations; your product life cycle; technological and other key innovations or changes that might affect your products and services and the way you operate, as well as the rate of innovation; workforce and other resource needs; your ability to capitalize on diversity; opportunities to redirect resources to higher-priority products, services, or areas; financial, societal, ethical, regulatory, technological, security and cybersecurity, and other potential risks and opportunities; your ability to prevent and respond to emergencies, including natural or other disasters; changes in the local, national, or global economy; requirements for and strengths and weaknesses of your partners and supply chain; changes in your parent organization; and other factors unique to your organization.

2.1a(3). Your decisions about addressing strategic challenges, changes in your regulatory and external business environment, blind spots in your strategic planning, and gaps in your ability to execute the strategic plan may give rise to organizational risk. Analysis of these factors is the basis for managing strategic risk in your organization.

2.1a(3). Blind spots arise from incorrect, incomplete, obsolete, or biased assumptions or conclusions that cause gaps, vulnerabilities, risks, or weaknesses in your understanding of the competitive environment and strategic challenges your organization faces. Blind spots may arise from new or replacement offerings or business models coming from inside or outside your industry.

2.1a(3). Your strategic planning should address your ability to mobilize the necessary resources and knowledge to execute the strategic plan. It should also address your ability to execute contingency plans or, if circumstances require, a shift in strategy and rapid execution of new or changed strategic plans.

2.1a(4). Work systems refer to how your organization’s work is accomplished, consisting of the internal work processes and external resources you need to develop and produce products, deliver them to your customers, and succeed in your marketplace. Decisions about work systems are strategic. These decisions involve protecting intellectual property, capitalizing on core competencies, and mitigating risk. Decisions about your work systems affect organizational design and structure, size, locations, profitability, and ongoing success. In a generic view of an organization, for example, the organization might define three work systems: one that addresses production of the product or service, one that engages the customer, and one that comprises systems that support production and customer engagement.

2.1b(1). Strategic objectives might address rapid response, customization, co-location with major customers or partners, workforce capability and capacity, specific joint ventures, virtual manufacturing, rapid or market-changing innovation, ISO quality or environmental systems registration, societal responsibility actions or leadership, social media and web-based supplier and customer relationship management, and product and service quality enhancements. Responses should focus on your specific challenges, advantages, and opportunities—those most important to your ongoing success and to strengthening your overall performance.

For additional guidance on this item, see the Criteria Commentary (<https://www.nist.gov/baldrige/baldrige-criteria-commentary>).

2.2 Strategy Implementation: How do you implement your strategy? (40 pts.)

a. ACTION PLAN Development and DEPLOYMENT

- (1) **ACTION PLANS** What are your **KEY short- and longer-term ACTION PLANS**? What is their relationship to your **STRATEGIC OBJECTIVES**? **HOW** do you develop your **ACTION PLANS**?
- (2) **ACTION PLAN Implementation** **HOW do you DEPLOY your ACTION PLANS**? **HOW** do you **DEPLOY** your **ACTION PLANS** to your **WORKFORCE** and to **KEY suppliers and PARTNERS**, as appropriate, to ensure that you achieve your **KEY STRATEGIC OBJECTIVES**? **HOW** do you ensure that you can sustain the **KEY outcomes** of your **ACTION PLANS**?
- (3) **Resource Allocation** **HOW do you ensure that financial and other resources are available to support the achievement of your ACTION PLANS while you meet current obligations**? **HOW** do you allocate these resources to support the plans? **HOW** do you manage the risks associated with the plans to ensure your financial viability?
- (4) **WORKFORCE Plans** What are your **KEY WORKFORCE plans to support your short- and longer-term STRATEGIC OBJECTIVES and ACTION PLANS**? **HOW** do the plans address potential impacts on your **WORKFORCE members** and any potential changes in **WORKFORCE CAPABILITY and CAPACITY** needs?
- (5) **PERFORMANCE MEASURES** What **KEY PERFORMANCE MEASURES or INDICATORS** do you use to track the achievement and **EFFECTIVENESS** of your **ACTION PLANS**? **HOW** does your overall **ACTION PLAN** measurement system reinforce organizational **ALIGNMENT**?
- (6) **PERFORMANCE PROJECTIONS** For these **KEY PERFORMANCE MEASURES or INDICATORS**, what are your **PERFORMANCE PROJECTIONS for your short- and longer-term planning horizons**? What is your projected **PERFORMANCE** on these **ACTION PLAN MEASURES or INDICATORS** compared with your **PROJECTIONS** of the **PERFORMANCE** of your competitors or comparable organizations and with **KEY BENCHMARKS**, as appropriate? If there are gaps in **PERFORMANCE** against your competitors or comparable organizations, **HOW** do you address them in your **ACTION PLANS**?

b. ACTION PLAN Modification

HOW do you establish and implement modified ACTION PLANS if circumstances require a shift in plans and rapid execution of new plans?

Terms in SMALL CAPS are defined in the Glossary of Key Terms (pages 47–54).

Notes

2.2. The development and deployment of your strategy and action plans are closely linked to other Criteria items. The following are examples of key linkages:

- Item 1.1: how your senior leaders set and communicate organizational direction
- Category 3: how you gather customer and market knowledge as input to your strategy and action plans and to use in deploying action plans
- Category 4: how you measure and analyze data and manage knowledge to support key information needs, support the development of strategy, provide an effective basis for performance measurements, and track progress on achieving strategic objectives and action plans
- Category 5: how you meet workforce capability and capacity needs, determine needs and design your workforce development and learning system, and implement workforce-related changes resulting from action plans

- Category 6: how you address changes to your work processes resulting from action plans
- Item 7.1: specific accomplishments relative to your organizational strategy and action plans

2.2a(2). Action plan implementation and deployment may require modifications in organizational structures and operating modes. The success of action plans benefits from visible short-term wins as well as long-term actions.

2.2a(6). Measures and indicators of projected performance might consider new ventures; organizational acquisitions or mergers; new value creation; market entry and shifts; new legislative mandates, legal requirements, or industry standards; and significant anticipated innovations in services and technology.

2.2b. Organizational agility requires the ability to adapt to changing circumstances, both internal and external.

For additional guidance on this item, see the Criteria Commentary (<https://www.nist.gov/baldrige/baldrige-criteria-commentary>).

3 Customers (85 pts.)

The **CUSTOMERS** category asks HOW your organization engages its CUSTOMERS for long-term marketplace success, including HOW your organization listens to the VOICE OF THE CUSTOMER, serves and exceeds CUSTOMERS' expectations, and builds CUSTOMER relationships.

3.1 Voice of the Customer: How do you obtain information from your customers? (40 pts.)

a. CUSTOMER Listening

- (1) **Current CUSTOMERS** **HOW do you listen to, interact with, and observe CUSTOMERS to obtain actionable information?** HOW do your listening methods vary for different CUSTOMERS, CUSTOMER groups, or market SEGMENTS? HOW do you use social media and web-based technologies to listen to CUSTOMERS, as appropriate? HOW do your listening methods vary across the CUSTOMER life cycle? HOW do you seek immediate and actionable feedback from CUSTOMERS on the quality of products, CUSTOMER support, and transactions?
- (2) **Potential CUSTOMERS** **HOW do you listen to potential CUSTOMERS to obtain actionable information?** HOW do you listen to former CUSTOMERS, potential CUSTOMERS, and competitors' CUSTOMERS to obtain actionable information on your products, CUSTOMER support, and transactions, as appropriate?

b. Determination of CUSTOMER Satisfaction and ENGAGEMENT

- (1) **Satisfaction, Dissatisfaction, and ENGAGEMENT** **HOW do you determine CUSTOMER satisfaction, dissatisfaction, and ENGAGEMENT?** HOW do your determination methods differ among your CUSTOMER groups and market SEGMENTS, as appropriate? HOW do your measurements capture actionable information to use in exceeding your CUSTOMERS' expectations and securing your CUSTOMERS' ENGAGEMENT for the long term?
- (2) **Satisfaction Relative to Competitors** **HOW do you obtain information on CUSTOMERS' satisfaction with your organization relative to other organizations?** HOW do you obtain information on your CUSTOMERS' satisfaction
 - relative to their satisfaction with your competitors; and
 - relative to the satisfaction of CUSTOMERS of other organizations that provide similar PRODUCTS or to industry BENCHMARKS, as appropriate?

Terms in SMALL CAPS are defined in the Glossary of Key Terms (pages 47–54).

Notes

3.1. The voice of the customer refers to your process for capturing customer-related information. Voice-of-the-customer processes are intended to be proactive and continuously innovative to capture stated, unstated, and anticipated customer requirements, expectations, and desires. The goal is customer engagement. In listening to the voice of the customer, you might gather and integrate various types of customer data, such as survey data, focus group findings, social media data and commentary, warranty data, marketing and sales information, and complaint data that affect customers' purchasing and engagement decisions.

3.1. *For additional considerations on the products and business of nonprofit (including government) organizations, see the notes to P.1a(1) and P.2b.*

3.1a(1). Social media and web-based technologies are a growing mode of gaining insight into how customers perceive all aspects of your involvement with them. Listening through social media may include monitoring comments on social media outlets you moderate and on those you do not control.

3.1a(1). The customer life cycle begins in the product concept or pre-sale period and continues through all stages of your involvement with the customer. These stages might include relationship building, the active business relationship, and an exit strategy, as appropriate.

3.1b. You might use any or all of the following to determine customer satisfaction and dissatisfaction: surveys, formal and informal feedback, customer account histories, complaints, field reports, win/loss analysis, customer referral rates, and transaction completion rates. You might gather information on the web, through personal contact or a third party, or by mail. Determining customer dissatisfaction should be seen as more than reviewing low customer satisfaction scores. Dissatisfaction should be independently determined to identify root causes and enable a systematic remedy to avoid future dissatisfaction.

3.1b(2). Information you obtain on relative customer satisfaction may include comparisons with competitors, comparisons with other organizations that deliver similar products in a noncompetitive marketplace, or comparisons obtained through trade or other organizations. Information obtained on relative customer satisfaction may also include

information on why customers choose your competitors over you.

For additional guidance on this item, see the Criteria Commentary (<https://www.nist.gov/baldrige/baldrige-criteria-commentary>).

3.2 Customer Engagement: How do you engage customers by serving their needs and building relationships? (45 pts.)

a. Product Offerings and CUSTOMER Support

(1) Product Offerings HOW do you determine product offerings? HOW do you

- determine CUSTOMER and market needs and requirements for product offerings and services;
- identify and adapt product offerings to meet the requirements and exceed the expectations of your CUSTOMER groups and market SEGMENTS; and
- identify and adapt product offerings to enter new markets, to attract new CUSTOMERS, and to create opportunities to expand relationships with current CUSTOMERS, as appropriate?

(2) CUSTOMER Support HOW do you enable CUSTOMERS to seek information and support? HOW do you enable them to conduct business with you? What are your KEY means of CUSTOMER support, including your KEY communication mechanisms? HOW do they vary for different CUSTOMERS, CUSTOMER groups, or market SEGMENTS? HOW do you

- determine your CUSTOMERS' KEY support requirements, and
- DEPLOY these requirements to all people and PROCESSES involved in CUSTOMER support?

(3) CUSTOMER Segmentation HOW do you determine your CUSTOMER groups and market SEGMENTS? HOW do you

- use information on CUSTOMERS, markets, and product offerings to identify current and anticipate future CUSTOMER groups and market SEGMENTS;
- consider competitors' CUSTOMERS and other potential CUSTOMERS and markets in this segmentation; and
- determine which CUSTOMERS, CUSTOMER groups, and market SEGMENTS to emphasize and pursue for business growth?

b. CUSTOMER Relationships

(1) Relationship Management HOW do you build and manage CUSTOMER relationships? HOW do you market, build, and manage relationships with CUSTOMERS to

- acquire CUSTOMERS and build market share;
- manage and enhance your brand image;
- retain CUSTOMERS, meet their requirements, and exceed their expectations in each stage of the CUSTOMER life cycle; and
- increase their ENGAGEMENT with you?

HOW do you leverage social media to manage and enhance your brand and to enhance CUSTOMER ENGAGEMENT and relationships, as appropriate?

(2) Complaint Management HOW do you manage CUSTOMER complaints? HOW do you resolve complaints promptly and effectively? HOW does your management of CUSTOMER complaints enable you to recover your CUSTOMERS' confidence, enhance their satisfaction and ENGAGEMENT, and avoid similar complaints in the future?

Terms in SMALL CAPS are defined in the Glossary of Key Terms (pages 47–54).

Notes

3.2. Customer engagement refers to your customers' investment in or commitment to your brand and product offerings. Characteristics of engaged customers include retention, brand loyalty, willingness to make an effort to do business—and increase their business—with you, and willingness to actively advocate for and recommend your brand and product offerings.

3.2a(1). Product offerings refer to the goods and services that you offer in the marketplace. In identifying product offerings, you should consider all the important characteristics of products and services and their performance throughout their full life cycle and the full consumption chain. The focus should be on features that affect customers' preference for and loyalty to you and your brand—for example, features that differentiate your products from competing offerings or other organizations' services. Those features might include price, reliability, value, delivery, timeliness, product customization, ease of use, requirements for the use and disposal of hazardous materials, customer or technical support, and the sales relationship. Key product features might also take

into account how transactions occur and factors such as the privacy and security of customer data. Your results on performance relative to key product features should be reported in item 7.1, and those for customer perceptions and actions (outcomes) should be reported in item 7.2.

3.2a(2). The goal of customer support is to make your organization easy to do business with and responsive to your customers' expectations.

3.2b. Building customer relationships might include developing partnerships or alliances with customers.

3.2b(1). Brand management is generally associated with marketing to improve the perceived value of your product or brand. Successful brand management builds customer loyalty and positive associations, and it protects your brand and intellectual property.

For additional guidance on this item, see the [Criteria Commentary \(https://www.nist.gov/baldrige/baldrige-criteria-commentary\)](https://www.nist.gov/baldrige/baldrige-criteria-commentary).

4 Measurement, Analysis, and Knowledge Management (90 pts.)

The **Measurement, ANALYSIS, and Knowledge Management** category asks HOW your organization selects, gathers, analyzes, manages, and improves its data, information, and KNOWLEDGE ASSETS; HOW it uses review findings to improve its PERFORMANCE; and HOW it learns.

4.1 Measurement, Analysis, and Improvement of Organizational Performance: How do you measure, analyze, and then improve organizational performance? (45 pts.)

a. PERFORMANCE Measurement

(1) **PERFORMANCE MEASURES** HOW do you track data and information on daily operations and overall organizational PERFORMANCE? HOW do you

- select, collect, align, and integrate data and information to use in tracking daily operations and overall organizational PERFORMANCE; and
- track progress on achieving STRATEGIC OBJECTIVES and ACTION PLANS?

What are your KEY organizational PERFORMANCE MEASURES, including KEY short- and longer-term financial MEASURES? How frequently do you track these MEASURES?

(2) **Comparative Data** HOW do you select comparative data and information to support fact-based decision making?

(3) **CUSTOMER Data** HOW do you select VOICE-OF-THE-CUSTOMER and market data and information? HOW do you select VOICE-OF-THE-CUSTOMER and market data and information (including aggregated data on complaints and, as appropriate, data and information from social media) to build a more CUSTOMER-focused culture and to support fact-based decision making?

(4) **Measurement Agility** HOW do you ensure that your PERFORMANCE measurement system can respond to rapid or unexpected organizational or external changes?

b. PERFORMANCE ANALYSIS and Review

HOW do you review your organization's PERFORMANCE and capabilities? HOW do you use your KEY organizational PERFORMANCE MEASURES, as well as comparative and CUSTOMER data, in these reviews? What ANALYSES do you perform to support these reviews and ensure that conclusions are valid? HOW do your organization and its SENIOR LEADERS use these reviews to

- assess organizational success, competitive PERFORMANCE, financial health, and progress on achieving your STRATEGIC OBJECTIVES and ACTION PLANS; and
- respond rapidly to changing organizational needs and challenges in your operating environment, including any need for transformational change in organizational structure and WORK SYSTEMS?

HOW does your GOVERNANCE board review the organization's PERFORMANCE and its progress on STRATEGIC OBJECTIVES and ACTION PLANS, if appropriate?

c. PERFORMANCE Improvement

(1) **Future PERFORMANCE** HOW do you project your organization's future PERFORMANCE? HOW do you use findings from PERFORMANCE reviews (addressed in 4.1b) and KEY comparative and competitive data in your PROJECTIONS? HOW do you reconcile any differences between these PROJECTIONS and those developed for your KEY ACTION PLANS (addressed in 2.2a[6])?

(2) **Continuous Improvement and INNOVATION** HOW do you use findings from PERFORMANCE reviews (addressed in 4.1b) to develop priorities for continuous improvement and opportunities for INNOVATION? HOW do you DEPLOY these priorities and opportunities

- to work group and functional-level operations; and
- when appropriate, to your suppliers, PARTNERS, and COLLABORATORS to ensure organizational ALIGNMENT?

Terms in SMALL CAPS are defined in the Glossary of Key Terms (pages 47–54).

Notes

4.1. The results of organizational performance analysis and review should inform the strategy development and implementation you describe in category 2.

4.1. Your organizational performance results should be reported in items 7.1–7.5.

4.1a. Data and information from performance measurement should be used to support fact-based decisions that set and align organizational directions and resource use at the work unit, key process, department, and organization levels.

4.1a(2), 4.1a(3). The comparative and customer data and information you select should be used to support operational decision making and the overall performance reviews addressed in 4.1b. Comparative data and information are obtained by benchmarking and by seeking competitive comparisons. Benchmarking is identifying processes and results that represent best practices and performance for similar activities, inside or outside your industry. Competitive comparisons relate your performance to that of competitors and other organizations providing similar products and services. One source of this information might be social media or the web.

4.1b. Organizational performance reviews should be informed by organizational performance measurement (4.1a) and by performance measures reported throughout your Criteria item responses, and they should be guided by the strategic objectives and action plans you identify in category 2. The reviews might also be informed by internal or external Baldrige assessments.

4.1b. Performance analysis includes examining performance trends; organizational, industry, and technology projections; and comparisons, cause-effect relationships, and correlations. This analysis should support your performance reviews, help determine root causes, and help set priorities for resource use. Accordingly, such analysis draws on all types of data: product performance, customer-related, financial and market, operational, and competitive. The analysis should also draw on publicly mandated measures, when appropriate.

For additional guidance on this item, see the [Criteria Commentary \(https://www.nist.gov/baldrige/baldrige-criteria-commentary\)](https://www.nist.gov/baldrige/baldrige-criteria-commentary).

4.2 Information and Knowledge Management: How do you manage your information and your organizational knowledge assets? (45 pts.)

a. Data and Information

- (1) **Quality** HOW do you verify and ensure the quality of organizational data and information? HOW do you manage electronic and other data and information to ensure their accuracy and validity, integrity and reliability, and currency?
- (2) **Availability** HOW do you ensure the availability of organizational data and information? HOW do you make needed data and information available in a user-friendly format and timely manner to your WORKFORCE, suppliers, PARTNERS, COLLABORATORS, and CUSTOMERS, as appropriate? HOW do you ensure that your information technology systems are user-friendly?

b. Organizational Knowledge

- (1) **Knowledge Management** HOW do you build and manage organizational knowledge? HOW do you
- collect and transfer WORKFORCE knowledge;
 - blend and correlate data from different sources to build new knowledge;
 - transfer relevant knowledge from and to CUSTOMERS, suppliers, PARTNERS, and COLLABORATORS; and
 - assemble and transfer relevant knowledge for use in your INNOVATION and strategic planning PROCESSES?
- (2) **Best Practices** HOW do you share best practices in your organization? HOW do you identify organizational units or operations that are HIGH PERFORMING? HOW do you identify their best practices for sharing and implement them across the organization, as appropriate?
- (3) **Organizational LEARNING** HOW do you use your knowledge and resources to embed LEARNING in the way your organization operates?

Terms in SMALL CAPS are defined in the Glossary of Key Terms (pages 47–54).

Notes

4.2a(2). Information technology systems include, for example, physical devices and systems (hardware); software platforms and applications; externally based information systems, such as those stored in the cloud or outside your organization's control; and the data and information stored within them.

4.2b(1). Blending and correlating data from different sources may involve handling big data sets and disparate types of data and information, such as data tables, video, and text. Furthermore, organizational knowledge constructed from these data may be speculative and may reveal sensitive information about organizations or individuals that must be protected from use for any other purposes.

4.2b(3). Embedding learning in the way your organization operates means that learning (1) is a part of everyday work; (2) results in solving problems at their source; (3) is focused on building and sharing knowledge throughout your organization; and (4) is driven by opportunities to bring about significant, meaningful change and to innovate.

For additional guidance on this item, see the Criteria Commentary (<https://www.nist.gov/baldrige/baldrige-criteria-commentary>).

5 Workforce (85 pts.)

The **WORKFORCE** category asks HOW your organization assesses **WORKFORCE CAPABILITY** and **CAPACITY** needs and builds a **WORKFORCE** environment conducive to **HIGH PERFORMANCE**. The category also asks HOW your organization engages, manages, and develops your **WORKFORCE** to utilize its full potential in **ALIGNMENT** with your organization's overall business needs.

5.1 Workforce Environment: How do you build an effective and supportive workforce environment? (40 pts.)

a. **WORKFORCE CAPABILITY and CAPACITY**

- (1) **CAPABILITY and CAPACITY** **HOW do you assess your WORKFORCE CAPABILITY and CAPACITY needs?** HOW do you assess the skills, competencies, certifications, and staffing levels you need?
- (2) **New WORKFORCE Members** **HOW do you recruit, hire, place, and retain new WORKFORCE members?** HOW do you ensure that your **WORKFORCE** represents the diverse ideas, cultures, and thinking of your hiring and **CUSTOMER** community? HOW do you ensure the fit of new **WORKFORCE** members with your organizational culture?
- (3) **WORKFORCE Change Management** **HOW do you prepare your WORKFORCE for changing CAPABILITY and CAPACITY needs?** HOW do you
 - manage your **WORKFORCE**, its needs, and your organization's needs to ensure continuity, prevent **WORKFORCE** reductions, and minimize the impact of such reductions, if they become necessary;
 - prepare for and manage any periods of **WORKFORCE** growth; and
 - prepare your **WORKFORCE** for changes in organizational structure and **WORK SYSTEMS**, when needed?
- (4) **Work Accomplishment** **HOW do you organize and manage your WORKFORCE?** HOW do you organize and manage your **WORKFORCE** to
 - accomplish your organization's work,
 - capitalize on your organization's **CORE COMPETENCIES**,
 - reinforce a **CUSTOMER** and business focus, and
 - exceed **PERFORMANCE** expectations?

b. **WORKFORCE Climate**

- (1) **Workplace Environment** **HOW do you ensure workplace health, security, and accessibility for the WORKFORCE?** What are your **PERFORMANCE MEASURES** and improvement **GOALS** for your workplace environmental factors? For your different workplace environments, what significant differences are there in these factors and their **PERFORMANCE MEASURES** or targets?
- (2) **WORKFORCE Benefits and Policies** **HOW do you support your WORKFORCE via services, benefits, and policies?** HOW do you tailor these to the needs of a diverse **WORKFORCE** and different **WORKFORCE** groups and **SEGMENTS**? What **KEY** benefits do you offer your **WORKFORCE**?

Terms in SMALL CAPS are defined in the Glossary of Key Terms (pages 47–54).

Notes

5.1. Workforce refers to the people actively involved in accomplishing your organization's work. It includes permanent, temporary, and part-time personnel, as well as any contract employees you supervise. It includes team leaders, supervisors, and managers at all levels. People supervised by a contractor should be addressed in categories 2 and 6 as part of your larger work system strategy and your internal work processes. For organizations that also rely on volunteers, workforce includes these volunteers.

5.1a. Workforce capability refers to your organization's ability to carry out its work processes through its people's knowledge, skills, abilities, and competencies. Workforce capacity refers to your organization's ability to ensure sufficient staffing levels to carry out its work processes and successfully deliver products to customers, including the ability to meet seasonal or varying demand levels.

5.1a. Your assessment of workforce capability and capacity needs should consider not only current needs but also future requirements based on the strategic objectives and action plans you identify in category 2 and the performance projections you discuss in 4.1c(1).

5.1a(2). This requirement refers only to new workforce members. The retention of existing workforce members is considered in item 5.2, Workforce Engagement.

5.1a(3). Preparing your workforce for changing capability and capacity needs might include training, education, frequent communication, consideration of workforce employment and employability, career counseling, and outplacement and other services.

5.1a(4). Organizing and managing your workforce may involve organizing the workforce for change as you address changes in your external environment, culture, technology, or strategic objectives.

5.1b(1). Workplace accessibility maximizes productivity by eliminating barriers that can prevent people with disabilities from working to their potential. A fully inclusive workplace is physically, technologically, and attitudinally accessible. You should address workforce safety in 6.2c(1).

For additional guidance on this item, see the Criteria Commentary (<https://www.nist.gov/baldrige/baldrige-criteria-commentary>).

5.2 Workforce Engagement: How do you engage your workforce to achieve a high-performance work environment? (45 pts.)

a. WORKFORCE ENGAGEMENT and PERFORMANCE

- (1) **Organizational Culture** HOW do you foster an organizational culture that is characterized by open communication, HIGH PERFORMANCE, and an engaged WORKFORCE? HOW do you ensure that your organizational culture benefits from the diverse ideas, cultures, and thinking of your WORKFORCE? HOW do you EMPOWER your WORKFORCE?
- (2) **Drivers of ENGAGEMENT** HOW do you determine the KEY drivers of WORKFORCE ENGAGEMENT? HOW do you determine these drivers for different WORKFORCE groups and SEGMENTS?
- (3) **Assessment of ENGAGEMENT** HOW do you assess WORKFORCE ENGAGEMENT? What formal and informal assessment methods and MEASURES do you use to determine WORKFORCE ENGAGEMENT, including satisfaction? HOW do these methods and MEASURES differ across WORKFORCE groups and SEGMENTS? HOW do you also use other INDICATORS, such as WORKFORCE retention, absenteeism, grievances, safety, and PRODUCTIVITY, to assess and improve WORKFORCE ENGAGEMENT?
- (4) **PERFORMANCE Management** HOW does your WORKFORCE PERFORMANCE management system support HIGH PERFORMANCE and WORKFORCE ENGAGEMENT? HOW does it consider WORKFORCE compensation, reward, recognition, and incentive practices? HOW does it reinforce
 - INTELLIGENT RISK taking to achieve INNOVATION,
 - a CUSTOMER and business focus, and
 - achievement of your ACTION PLANS?

b. WORKFORCE and Leader Development

- (1) **LEARNING and Development System** HOW does your LEARNING and development system support the organization's needs and the personal development of your WORKFORCE members, managers, and leaders? HOW does the system
 - address your organization's CORE COMPETENCIES, STRATEGIC CHALLENGES, and achievement of short- and long-term ACTION PLANS;
 - support organizational PERFORMANCE improvement, organizational change, and INNOVATION;
 - support ethics and ethical business practices;
 - improve CUSTOMER focus;
 - consider the LEARNING and development desires of WORKFORCE members; and
 - ensure the reinforcement of new knowledge and skills on the job?
- (2) **LEARNING and Development EFFECTIVENESS** HOW do you evaluate the EFFECTIVENESS and efficiency of your LEARNING and development system? HOW do you
 - correlate LEARNING and development outcomes with findings from your assessment of WORKFORCE ENGAGEMENT and with KEY business RESULTS reported in category 7, and
 - use these correlations to identify opportunities for improvement both in WORKFORCE ENGAGEMENT and in LEARNING and development offerings?
- (3) **Career Progression** HOW do you manage career progression for your WORKFORCE and your future leaders? HOW do you manage career development for your WORKFORCE? HOW do you carry out succession planning for management and leadership positions?

Terms in SMALL CAPS are defined in the Glossary of Key Terms (pages 47–54).

Notes

5.2. Understanding the characteristics of high-performance work environments, in which people do their utmost for their customers' benefit and the organization's success, is key to understanding and building an engaged workforce. These characteristics are described in detail in the definition of high performance (page 49).

5.2a(2). Drivers of workforce engagement (identified in P.1a[3]) refer to the drivers of workforce members' commitment, both emotional and intellectual, to accomplishing the organization's work, mission, and vision.

5.2a(4). Compensation, recognition, and related reward and incentive practices include promotions and bonuses that might be based on performance, skills acquired, adaptation to new work systems and culture, and other factors. Recognition can include monetary and nonmonetary, formal and informal, and individual and group mechanisms. *In some government organizations, compensation systems are set by law or regulation; therefore, reward and recognition systems must use other options.*

5.2b. Your response should include how you address any unique considerations for workforce development, learning, and career progression that stem from your organization. Your response should also consider the breadth of development opportunities you might offer, including education, training, coaching, mentoring, and work-related experiences.

For additional guidance on this item, see the Criteria Commentary (<https://www.nist.gov/baldrige/baldrige-criteria-commentary>).

6 Operations (85 pts.)

The **Operations** category asks HOW your organization designs, manages, improves, and innovates its products and WORK PROCESSES and improves operational EFFECTIVENESS to deliver CUSTOMER VALUE and achieve ongoing organizational success.

6.1 Work Processes: How do you design, manage, and improve your key products and work processes? (45 pts.)

a. Product and PROCESS Design

- (1) **Determination of Product and PROCESS Requirements** HOW do you determine KEY product and WORK PROCESS requirements?
- (2) **KEY WORK PROCESSES** What are your organization's KEY WORK PROCESSES? What are the KEY requirements for these WORK PROCESSES?
- (3) **Design Concepts** HOW do you design your products and WORK PROCESSES to meet requirements? HOW do you incorporate new technology, organizational knowledge, product excellence, CUSTOMER VALUE, consideration of risk, and the potential need for agility into these products and PROCESSES?

b. PROCESS Management and Improvement

- (1) **PROCESS Implementation** HOW does your day-to-day operation of WORK PROCESSES ensure that they meet KEY PROCESS requirements? What KEY PERFORMANCE MEASURES or INDICATORS and in-process MEASURES do you use to control and improve your WORK PROCESSES? HOW do these MEASURES relate to end-product quality and PERFORMANCE?
- (2) **Support PROCESSES** HOW do you determine your KEY support PROCESSES? What are your KEY support PROCESSES? HOW does your day-to-day operation of these PROCESSES ensure that they meet KEY business requirements?
- (3) **Product and PROCESS Improvement** HOW do you improve your WORK PROCESSES to improve products and PERFORMANCE, enhance your CORE COMPETENCIES, and reduce variability?

c. Supply-Chain Management

HOW do you manage your supply chain? HOW do you

- select suppliers and ensure that they are qualified and positioned to not only meet operational needs but also enhance your PERFORMANCE and your CUSTOMERS' satisfaction;
- measure and evaluate your suppliers' PERFORMANCE;
- provide feedback to your suppliers to help them improve; and
- deal with poorly performing suppliers?

d. INNOVATION Management

HOW do you pursue your opportunities for INNOVATION? HOW do you pursue the STRATEGIC OPPORTUNITIES that you determine are INTELLIGENT RISKS? HOW do you make financial and other resources available to pursue these opportunities? HOW do you discontinue pursuing opportunities at the appropriate time to enhance support for higher-priority opportunities?

Terms in SMALL CAPS are defined in the Glossary of Key Terms (pages 47–54).

Notes

6.1. The results of improvements in product and process performance should be reported in item 7.1.

6.1a(1), 6.1a(2). Your key work processes are your most important internal value-creation processes. They might include product design and delivery, customer support, and business processes. Your key work processes are those that involve the majority of your workforce and produce customer, stakeholder, and stockholder value. In contrast, projects are unique work processes intended to produce an outcome and then go out of existence.

6.1a(3). The potential need for agility could include changes in work processes as a result of overall work system changes, such as bringing a supply-chain process in-house to avoid disruptions in supply due to increasing external events triggered by climate change or other unpredictable factors.

6.1b(2). Your key support processes should support your value-creation processes. They might support leaders and other workforce members engaged in product design and

delivery, customer interactions, and business and enterprise management.

6.1b(3). To improve process performance and reduce variability, you might implement approaches such as a Lean Enterprise System, Six Sigma methodology, ISO quality system standards, PDCA methodology, decision sciences, or other process improvement tools. These approaches might be part of the performance improvement system you describe in P.2c in the Organizational Profile.

6.1c. Ensuring that suppliers are positioned to meet operational needs and enhance your performance and your

customers' satisfaction may involve partnering with suppliers for mutual benefit. Feedback to suppliers should involve two-way communication, allowing suppliers to express what they need from you.

6.1d. Your process for managing opportunities for innovation should capitalize on strategic opportunities identified in 2.1a(2).

For additional guidance on this item, see the Criteria Commentary (<https://www.nist.gov/baldrige/baldrige-criteria-commentary>).

6.2 Operational Effectiveness: How do you ensure effective management of your operations? (40 pts.)

a. PROCESS Efficiency and EFFECTIVENESS

HOW do you control the overall costs of your operations? HOW do you

- incorporate CYCLE TIME, PRODUCTIVITY, and other efficiency and EFFECTIVENESS factors into your WORK PROCESSES;
- prevent defects, service errors, and rework;
- minimize warranty costs or CUSTOMERS' PRODUCTIVITY losses, as appropriate;
- minimize the costs of inspections, tests, and PROCESS or PERFORMANCE audits, as appropriate; and
- balance the need for cost control with the needs of your CUSTOMERS?

b. Management of Information Systems

(1) Reliability HOW do you ensure the reliability of your information systems?

(2) Security and Cybersecurity HOW do you ensure the security and cybersecurity of sensitive or privileged data and information? HOW do you manage electronic and physical data and information to ensure confidentiality and only appropriate access? HOW do you

- maintain your awareness of emerging security and cybersecurity threats;
- identify and prioritize information technology systems to secure from cybersecurity attacks;
- protect these systems from cybersecurity attacks; and
- detect, respond to, and recover from cybersecurity breaches?

c. Safety and Emergency Preparedness

(1) Safety HOW do you provide a safe operating environment? HOW does your safety system address accident prevention, inspection, root-cause ANALYSIS of failures, and recovery?

(2) Business Continuity HOW do you ensure that your organization is prepared for disasters or emergencies? HOW does your disaster and emergency preparedness system consider prevention, continuity of operations, and recovery? HOW does your disaster and emergency preparedness system take your reliance on your WORKFORCE, suppliers, and PARTNERS into account? HOW do you ensure that information technology systems continue to be secure and available to serve CUSTOMERS and business needs?

Terms in SMALL CAPS are defined in the Glossary of Key Terms (pages 47–54).

Notes

6.2b(2). Managing cybersecurity includes protecting against the loss of sensitive information about employees, customers, and organizations; protecting intellectual property; and protecting against the financial, legal, and reputational aspects of breaches. There are many sources for general and industry-specific cybersecurity standards and practices. Many are referenced in the *Framework for Improving Critical Infrastructure Cybersecurity* (<http://www.nist.gov/cyberframework>). The *Baldrige Cybersecurity Excellence Builder* (<https://www.nist.gov/baldrige/products-services/baldrige-cybersecurity-initiative>) is a self-assessment tool incorporating the concepts of the Cybersecurity Framework and the Baldrige systems perspective.

6.2b(2). For examples of what your information technology systems might include, see the note to 4.2a(2).

6.2c(2). Disasters and emergencies might be related to weather, utilities, security, or a local or national emergency. The extent to which you prepare for disasters or emergencies will depend on your organization's environment and its sensitivity to disruptions of operations. Acceptable levels of risk will vary depending on the nature of your products, services, supply chain, and stakeholder needs and expectations. The impacts of climate change could include a greater frequency of disruptions.

For additional guidance on this item, see the [Criteria Commentary](https://www.nist.gov/baldrige/baldrige-criteria-commentary) (<https://www.nist.gov/baldrige/baldrige-criteria-commentary>).

7 Results (450 pts.)

The **RESULTS** category asks about your organization's PERFORMANCE and improvement in all KEY areas—product and PROCESS RESULTS, CUSTOMER RESULTS, WORKFORCE RESULTS, leadership and GOVERNANCE RESULTS, and financial and market RESULTS. The category asks about PERFORMANCE LEVELS relative to those of competitors and other organizations with similar product offerings.

7.1 Product and Process Results: What are your product performance and process effectiveness results? (120 pts.)

a. CUSTOMER-Focused Product and Service RESULTS

What are your RESULTS for your products and your CUSTOMER service PROCESSES? What are your current LEVELS and TRENDS in KEY MEASURES or INDICATORS of the PERFORMANCE of products and services that are important to and directly serve your CUSTOMERS? How do these RESULTS compare with the PERFORMANCE of your competitors and other organizations with similar offerings? How do these RESULTS differ by product offerings, CUSTOMER groups, and market SEGMENTS, as appropriate?

b. WORK PROCESS EFFECTIVENESS RESULTS

- (1) **PROCESS EFFECTIVENESS and Efficiency** **What are your PROCESS EFFECTIVENESS and efficiency RESULTS?** What are your current LEVELS and TRENDS in KEY MEASURES or INDICATORS of the operational PERFORMANCE of your KEY WORK and support PROCESSES, including PRODUCTIVITY, CYCLE TIME, and other appropriate MEASURES of PROCESS EFFECTIVENESS, efficiency, security and cybersecurity, and INNOVATION? How do these RESULTS compare with the PERFORMANCE of your competitors and other organizations with similar PROCESSES? How do these RESULTS differ by PROCESS types, as appropriate?
- (2) **Safety and Emergency Preparedness** **What are your safety and emergency preparedness RESULTS?** What are your current LEVELS and TRENDS in KEY MEASURES or INDICATORS of the EFFECTIVENESS of your organization's safety system and its preparedness for disasters or emergencies? How do these RESULTS differ by location or PROCESS type, as appropriate?

c. Supply-Chain Management RESULTS

What are your supply-chain management RESULTS? What are your RESULTS for KEY MEASURES or INDICATORS of the PERFORMANCE of your supply chain, including its contribution to enhancing your PERFORMANCE?

Terms in SMALL CAPS are defined in the Glossary of Key Terms (pages 47–54).

Notes

7. Results should provide key information for analyzing and reviewing your organizational performance (item 4.1), demonstrate use of organizational knowledge (item 4.2), and provide the operational basis for customer-focused results (item 7.2) and financial and market results (item 7.5). There is not a one-to-one correspondence between results items and Criteria categories 1–6. Results should be considered systemically, with contributions to individual results items frequently stemming from processes in more than one Criteria category.

7. In areas where appropriate comparisons are particularly important for assessing your performance, results items ask specifically how your results compare with the performance of competitors and other organizations with similar offerings. In other areas, assessment of the use of comparisons relates to their importance in relation to your key business factors and the maturity of your performance improvement system as expressed in the Results Scoring Guidelines (page 35).

7.1a. Results for your products and customer service processes should relate to the key customer requirements and expectations you identify in P.1b(2), which are based on information gathered through processes you describe in category 3. The measures or indicators should address factors that affect customer preference, such as those listed in the notes to P.1b(2) and 3.2a.

7.1a. *For some nonprofit (including government) organizations, funding sources might mandate product or service performance measures. These measures should be identified and reported here.*

7.1b. Results should address the key operational requirements you identify in the Organizational Profile and in category 6.

7.1b. Appropriate measures and indicators of work process effectiveness might include defect rates; rates and results of product, service, and work system innovation; results for simplification of internal jobs and job classifications; waste reduction; work layout improvements; changes in supervisory ratios; Occupational Safety and Health Administration (OSHA)-reportable incidents; response times for emergency drills or exercises; and results for work relocation or contingency exercises.

7.1c. Because some significant supply-chain results may be either qualitative or not amenable to trending over time, this requirement does not ask for levels and trends. Examples for suppliers could be training hours on new products or processes, knowledge-sharing activities, audit hours that vary by supplier experience or specification complexity, or

joint process and product development. For results that are numeric and trendable, you should report levels and trends. Examples for suppliers could be parts defect rates, on-time delivery, or just-in-time delivery.

7.1c. Appropriate measures and indicators of supply-chain performance might include supplier and partner audits; just-in-time delivery; and acceptance results for externally provided products, services, and processes. Measures and indicators of contributions to enhancing your performance might include those for improvements in subassembly performance and in downstream supplier services to customers.

For additional guidance on this item, see the [Criteria Commentary \(https://www.nist.gov/baldrige/baldrige-criteria-commentary\)](https://www.nist.gov/baldrige/baldrige-criteria-commentary).

7.2 Customer Results: What are your customer-focused performance results? (80 pts.)

a. CUSTOMER-Focused RESULTS

- (1) CUSTOMER Satisfaction** **What are your CUSTOMER satisfaction and dissatisfaction RESULTS?** What are your current LEVELS and TRENDS in KEY MEASURES or INDICATORS of CUSTOMER satisfaction and dissatisfaction? How do these RESULTS compare with those of your competitors and other organizations providing similar products? How do these RESULTS differ by product offerings, CUSTOMER groups, and market SEGMENTS, as appropriate?
- (2) CUSTOMER ENGAGEMENT** **What are your CUSTOMER ENGAGEMENT RESULTS?** What are your current LEVELS and TRENDS in KEY MEASURES or INDICATORS of CUSTOMER ENGAGEMENT, including those for building CUSTOMER relationships? How do these RESULTS compare over the course of your CUSTOMER life cycle, as appropriate? How do these RESULTS differ by product offerings, CUSTOMER groups, and market SEGMENTS, as appropriate?

Terms in SMALL CAPS are defined in the Glossary of Key Terms (pages 47–54).

Notes

7.2. Results for customer satisfaction, dissatisfaction, and engagement should relate to the customer groups and market segments you identify in P.1b(2) and to the listening and determination methods you report in item 3.1.

7.2a(1). For customers' satisfaction with your products relative to satisfaction with those of competitors and comparable organizations, measures and indicators might include information and data from your customers, from competitors' customers, and from independent organizations.

For additional guidance on this item, see the [Criteria Commentary \(https://www.nist.gov/baldrige/baldrige-criteria-commentary\)](https://www.nist.gov/baldrige/baldrige-criteria-commentary).

7.3 Workforce Results: What are your workforce-focused performance results? (80 pts.)

a. WORKFORCE-FOCUSED RESULTS

- (1) **WORKFORCE CAPABILITY and CAPACITY** What are your **WORKFORCE CAPABILITY and CAPACITY RESULTS**? What are your current LEVELS and TRENDS in KEY MEASURES of WORKFORCE CAPABILITY and CAPACITY, including appropriate skills and staffing levels? How do these RESULTS differ by the DIVERSITY of your WORKFORCE and by your WORKFORCE groups and SEGMENTS, as appropriate?
- (2) **WORKFORCE Climate** What are your **WORKFORCE climate RESULTS**? What are your current LEVELS and TRENDS in KEY MEASURES or INDICATORS of your WORKFORCE climate, including those for WORKFORCE health, security, accessibility, and services and benefits, as appropriate? How do these RESULTS differ by the DIVERSITY of your WORKFORCE and by your WORKFORCE groups and SEGMENTS, as appropriate?
- (3) **WORKFORCE ENGAGEMENT** What are your **WORKFORCE ENGAGEMENT RESULTS**? What are your current LEVELS and TRENDS in KEY MEASURES or INDICATORS of WORKFORCE satisfaction and WORKFORCE ENGAGEMENT? How do these RESULTS differ by the DIVERSITY of your WORKFORCE and by your WORKFORCE groups and SEGMENTS, as appropriate?
- (4) **WORKFORCE Development** What are your **WORKFORCE and leader development RESULTS**? What are your current LEVELS and TRENDS in KEY MEASURES or INDICATORS of WORKFORCE and leader development? How do these RESULTS differ by the DIVERSITY of your WORKFORCE and by your WORKFORCE groups and SEGMENTS, as appropriate?

Terms in SMALL CAPS are defined in the Glossary of Key Terms (pages 47–54).

Notes

7.3. Results reported in this item should relate to the processes you report in category 5. Your results should also respond to the key work process needs you report in category 6 and to the action plans and workforce plans you report in item 2.2.

7.3. Organizations that rely on volunteers should report results for their volunteer workforce, as appropriate.

7.3a(3). Responses should include results for the measures and indicators you identify in 5.2a(3).

For additional guidance on this item, see the Criteria Commentary (<https://www.nist.gov/baldrige/baldrige-criteria-commentary>).

7.4 Leadership and Governance Results: What are your senior leadership and governance results? (80 pts.)

a. Leadership, GOVERNANCE, and Societal Responsibility RESULTS

- (1) **Leadership** What are your RESULTS for SENIOR LEADERS' communication and engagement with the WORKFORCE and CUSTOMERS? What are your RESULTS for KEY MEASURES or INDICATORS of SENIOR LEADERS' communication and engagement with the WORKFORCE and CUSTOMERS to DEPLOY your VISION and VALUES, encourage two-way communication, and create a focus on action? How do these RESULTS differ by organizational units and CUSTOMER groups, as appropriate?
- (2) **GOVERNANCE** What are your RESULTS for GOVERNANCE accountability? What are your KEY current findings and TRENDS in KEY MEASURES or INDICATORS of GOVERNANCE and internal and external fiscal accountability, as appropriate?
- (3) **Law and Regulation** What are your legal and regulatory RESULTS? What are your RESULTS for KEY MEASURES or INDICATORS of meeting and surpassing regulatory and legal requirements? How do these RESULTS differ by organizational units, as appropriate?
- (4) **Ethics** What are your RESULTS for ETHICAL BEHAVIOR? What are your RESULTS for KEY MEASURES or INDICATORS of ETHICAL BEHAVIOR, breaches of ETHICAL BEHAVIOR, and STAKEHOLDER trust in your SENIOR LEADERS and GOVERNANCE? How do these RESULTS differ by organizational units, as appropriate?
- (5) **Society** What are your RESULTS for societal well-being and support of your KEY communities? What are your RESULTS for KEY MEASURES or INDICATORS of your fulfillment of your societal responsibilities and support of your KEY communities?

b. Strategy Implementation RESULTS

What are your RESULTS for the achievement of your organizational strategy and ACTION PLANS? What are your RESULTS for KEY MEASURES or INDICATORS of the achievement of your organizational strategy and ACTION PLANS? What are your RESULTS for building and strengthening CORE COMPETENCIES? What are your RESULTS for managing risk and taking INTELLIGENT RISKS?

Terms in SMALL CAPS are defined in the Glossary of Key Terms (pages 47–54).

Notes

7.4. Most of the requirements in this item do not ask for levels and trends. The reason is that some significant results may be either qualitative in nature or not amenable to trending over time. Examples could be results of intelligent risk taking and governance accountability. For such results, qualitative explanation may be more meaningful than current levels and trends. For results that are numeric and trendable, you should report levels and trends. Examples could be the number of unqualified or clean audits, OSHA or other regulatory findings, or ethics hotline calls.

7.4a(1). Responses should include results relating to the communication processes you identify in item 1.1.

7.4a(2). Responses might include financial statement issues and risks, important internal and external auditor recommendations, and management's responses to these matters. *Some nonprofit organizations might also report results of IRS 990 audits.*

7.4a(3). Legal and regulatory results should relate to the processes and measures you report in 1.2b (including the results of mandated financial audits). Workforce-related occupational safety and health results (e.g., OSHA-reportable incidents) should be reported in 7.1b(2) and 7.3a(2).

7.4a(4). For examples of measures of ethical behavior and stakeholder trust, see the note to 1.2b(2).

7.4a(5). Responses should relate to the societal responsibilities you address in 1.2b(1) and 1.2c(1), as well as the support of the key communities you report in 1.2c(2). Measures of contributions to societal well-being might include those for reduced energy consumption, the use of renewable energy resources and recycled water, reduction of your carbon footprint, waste reduction and utilization, alternative approaches to conserving resources (e.g., increased audio- and videoconferencing), and the global use of enlightened labor practices.

7.4b. Measures or indicators of strategy and action plan achievement should relate to the strategic objectives and goals you report in 2.1b(1) and the action plan performance measures and projected performance you report in 2.2a(5) and 2.2a(6), respectively.

For additional guidance on this item, see the [Criteria Commentary \(https://www.nist.gov/baldrige/baldrige-criteria-commentary\)](https://www.nist.gov/baldrige/baldrige-criteria-commentary).

7.5 Financial and Market Results: What are your results for financial viability? (90 pts.)

a. Financial and Market RESULTS

- (1) **Financial PERFORMANCE** **What are your financial PERFORMANCE RESULTS?** What are your current LEVELS and TRENDS in KEY MEASURES or INDICATORS of financial PERFORMANCE, including aggregate MEASURES of financial return, financial viability, and budgetary PERFORMANCE, as appropriate? How do these RESULTS differ by market SEGMENTS and CUSTOMER groups, as appropriate?
- (2) **Marketplace PERFORMANCE** **What are your marketplace PERFORMANCE RESULTS?** What are your current LEVELS and TRENDS in KEY MEASURES or INDICATORS of marketplace PERFORMANCE, including market share or position, market and market share growth, and new markets entered, as appropriate? How do these RESULTS differ by market SEGMENTS and CUSTOMER groups, as appropriate?

Terms in SMALL CAPS are defined in the Glossary of Key Terms (pages 47–54).

Notes

7.5a(1). Measures should relate to the financial measures you report in 4.1a(1) and the financial management approaches you report in item 2.2. Aggregate measures of financial return might include those for return on investment (ROI), operating margins, profitability, or profitability by market segment or customer group. Measures of financial viability might include those for liquidity, debt-to-equity ratio, days cash on hand, asset utilization, and cash flow. *For nonprofit (including government) organizations, measures of performance to budget might include additions to or subtractions from reserve funds; cost avoidance or savings; responses to budget decreases; lowering of costs to customers or return of*

funds as a result of increased efficiency; administrative expenditures as a percentage of budget; and the cost of fundraising versus funds raised.

7.5a(2). *For nonprofit organizations, responses might include measures of charitable donations or grants and the number of new programs or services offered.*

For additional guidance on this item, see the Criteria Commentary (<https://www.nist.gov/baldrige/baldrige-criteria-commentary>).



Scoring System

The scoring of responses to Baldrige Criteria for Performance Excellence items is based on two evaluation dimensions: process (categories 1–6) and results (category 7).

To score Criteria responses, consider the following information relative to the item requirements and the scoring guidelines (pages 34–35):

- The key business factors presented in the Organizational Profile
- The maturity and appropriateness of the approaches, the breadth of their deployment, and the strengths of the learning and improvement process
- The level of performance and how results compare to those of other, relevant organizations or benchmarks

Scoring Dimensions

Process

Process refers to the methods your organization uses and improves. Processes address the requirements in categories 1–6. The four factors used to evaluate process are *approach*, *deployment*, *learning*, and *integration* (ADLI). Baldrige-based feedback reflects strengths and opportunities for improvement in these factors. A score for a process item is based on a holistic assessment of your overall performance, taking into account the four process factors.

Approach comprises

- the methods used to carry out the process,
- the appropriateness of these methods to the item requirements and your operating environment,
- the effectiveness of your use of the methods, and
- the degree to which the approach is repeatable and based on reliable data and information (i.e., systematic).

Deployment is the extent to which

- your approach addresses item requirements that are relevant and important to your organization,
- your approach is applied consistently, and
- your approach is used by all appropriate work units.

Learning comprises

- the refinement of your approach through cycles of evaluation and improvement,
- the encouragement of breakthrough change to your approach through innovation, and

- the sharing of refinements and innovations with other relevant work units and processes in your organization.

See “From Fighting Fires to Innovation” on the next page, which illustrates a progression through the maturity levels for this scoring dimension.

Integration is the extent to which

- your approach is aligned with the organizational needs identified in the Organizational Profile and other process items;
- your measures, information, and improvement systems are complementary across processes and work units; and
- your plans, processes, results, analyses, learning, and actions are harmonized across processes and work units to support organization-wide goals.

In scoring process items, keep in mind that approach, deployment, learning, and integration are linked. Descriptions of approach should always indicate the deployment—consistent with the specific requirements of the item and your organization. As processes mature, the description should also show cycles of learning (including innovation), as well as integration with other processes and work units (see “Steps toward Mature Processes,” page 36).

Results

Results are the outputs and outcomes your organization achieves, which address the requirements in category 7. The four factors used to evaluate results are *levels*, *trends*, *comparisons*, and *integration* (LeTCI). A score for a results item is based on a holistic assessment of your overall performance, taking into account the four results factors.

Levels are your current performance on a meaningful measurement scale.

Trends comprise your rate of performance improvement or continuation of good performance in areas of importance (i.e., the slope of data points over time).

Comparisons comprise your performance relative to that of other, appropriate organizations, such as competitors or organizations similar to yours, or benchmarks.

Integration is the extent to which your results measures (often through segmentation) address important performance requirements relating to customers, products,

From Fighting Fires to Innovation: An Analogy for Learning

Learning is an essential attribute of high-performing organizations. Effective, well-deployed organizational learning can help an organization improve from the early stages of reacting to problems to the highest levels of organization-wide improvement, refinement, and innovation.


1



Reacting to the problem (0–5%)

Run with the hose and put out the fire.


2



General improvement orientation (10–25%)

Install more fire hoses to get to the fires quickly and reduce their impact.

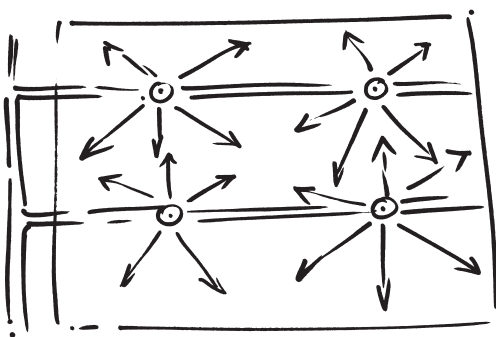
3



Systematic evaluation and improvement (30–45%)

Evaluate which locations are most susceptible to fire. Install heat sensors and sprinklers in those locations.


4



Learning and strategic improvement (50–65%)

Install systemwide heat sensors and a sprinkler system that is activated by the heat preceding fires.

5



Organizational analysis and innovation (70–100%)

Use fireproof and fire-retardant materials. Replace combustible liquids with water-based liquids. Prevention is the primary approach for protection, with sensors and sprinklers as the secondary line of protection. This approach has been shared with all facilities and is practiced in all locations.

markets, processes, action plans, and organization-wide goals identified in your Organizational Profile and in process items.

In the scoring of results items, look for data on performance levels, trends, and relevant comparisons for key measures and indicators of your organization's performance, as well as integration with your organization's key requirements. Results items should also show data on the breadth of the performance results reported. This is directly related to deployment and organizational learning; if improvement processes are widely shared and deployed, there should be corresponding results.

“Importance” as a Scoring Consideration

A critical consideration in Baldrige evaluation and feedback is the importance of your reported process and results to your key business factors. The areas of greatest importance should be identified in your Organizational Profile and in items such as 2.1, 2.2, 3.2, 5.1, 5.2, and 6.1. Your key customer requirements, competitive environment, workforce needs, key strategic objectives, and action plans are particularly important.

How to Score an Item Response

Follow these steps in assigning a score to an item response.

Read the scoring guidelines (pages 34–35).

Choose the scoring range (e.g., 30–45%, 50–65%, or 70–85%) that is most descriptive of the organization's achievement level as presented in the item response.

Choose this range based on a holistic view of either the four process factors (ADLI) or the four results factors (LeTCI) in aggregate. In this holistic view, the scoring range to assign is the one that best reflects the applicant's response as a whole; do not tally or average independent assessments of each of the four factors. No one evaluation factor serves as a “gate” that keeps the score out of a higher range.

The “most descriptive” range is not necessarily a perfect fit. It often reflects some gaps between the response and the description of one or more of the factors in the chosen scoring range.

Read the next higher and the next lower scoring ranges.

Assign a score (e.g., 55% or 60%) within the chosen range by evaluating whether the item response as a whole is closer to the statements in the next higher or the next lower scoring range.

Process Scoring Guidelines (For Use with Categories 1–6)

SCORE	DESCRIPTION
0% or 5%	<ul style="list-style-type: none"> No SYSTEMATIC APPROACH to item requirements is evident; information is ANECDOTAL. (A) Little or no DEPLOYMENT of any SYSTEMATIC APPROACH is evident. (D) An improvement orientation is not evident; improvement is achieved by reacting to problems. (L) No organizational ALIGNMENT is evident; individual areas or work units operate independently. (I)
10%, 15%, 20%, or 25%	<ul style="list-style-type: none"> The beginning of a SYSTEMATIC APPROACH to the BASIC REQUIREMENTS of the item is evident. (A) The APPROACH is in the early stages of DEPLOYMENT in most areas or work units, inhibiting progress in achieving the BASIC REQUIREMENTS of the item. (D) Early stages of a transition from reacting to problems to a general improvement orientation are evident. (L) The APPROACH is ALIGNED with other areas or work units largely through joint problem solving. (I)
30%, 35%, 40%, or 45%	<ul style="list-style-type: none"> An EFFECTIVE, SYSTEMATIC APPROACH, responsive to the BASIC REQUIREMENTS of the item, is evident. (A) The APPROACH is DEPLOYED, although some areas or work units are in early stages of DEPLOYMENT. (D) The beginning of a SYSTEMATIC APPROACH to evaluation and improvement of KEY PROCESSES is evident. (L) The APPROACH is in the early stages of ALIGNMENT with the basic organizational needs identified in response to the Organizational Profile and other process items. (I)
50%, 55%, 60%, or 65%	<ul style="list-style-type: none"> An EFFECTIVE, SYSTEMATIC APPROACH, responsive to the OVERALL REQUIREMENTS of the item, is evident. (A) The APPROACH is well DEPLOYED, although DEPLOYMENT may vary in some areas or work units. (D) A fact-based, SYSTEMATIC evaluation and improvement PROCESS and some organizational LEARNING, including some INNOVATION, are in place for improving the efficiency and EFFECTIVENESS of KEY PROCESSES. (L) The APPROACH is ALIGNED with your overall organizational needs as identified in response to the Organizational Profile and other process items. (I)
70%, 75%, 80%, or 85%	<ul style="list-style-type: none"> An EFFECTIVE, SYSTEMATIC APPROACH, responsive to MULTIPLE REQUIREMENTS in the item, is evident. (A) The APPROACH is well DEPLOYED, with no significant gaps. (D) Fact-based, SYSTEMATIC evaluation and improvement and organizational LEARNING, including INNOVATION, are KEY management tools; there is clear evidence of refinement as a result of organizational-level ANALYSIS and sharing. (L) The APPROACH is INTEGRATED with your current and future organizational needs as identified in response to the Organizational Profile and other process items. (I)
90%, 95%, or 100%	<ul style="list-style-type: none"> An EFFECTIVE, SYSTEMATIC APPROACH, fully responsive to the MULTIPLE REQUIREMENTS of the item, is evident. (A) The APPROACH is fully DEPLOYED without significant weaknesses or gaps in any areas or work units. (D) Fact-based, SYSTEMATIC evaluation and improvement and organizational LEARNING through INNOVATION are KEY organization-wide tools; refinement and INNOVATION, backed by ANALYSIS and sharing, are evident throughout the organization. (L) The APPROACH is well INTEGRATED with your current and future organizational needs as identified in response to the Organizational Profile and other process items. (I)

Terms in SMALL CAPS are defined in the Glossary of Key Terms (pages 47–54).

Results Scoring Guidelines (For Use with Category 7)

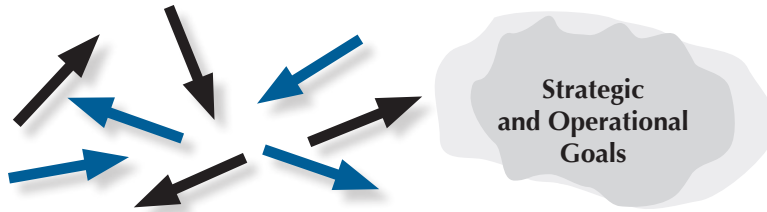
SCORE	DESCRIPTION
0% or 5%	<ul style="list-style-type: none"> There are no organizational PERFORMANCE RESULTS, or the RESULTS reported are poor. (Le) TREND data either are not reported or show mainly adverse TRENDS. (T) Comparative information is not reported. (C) RESULTS are not reported for any areas of importance to the accomplishment of your organization's MISSION. (I)
10%, 15%, 20%, or 25%	<ul style="list-style-type: none"> A few organizational PERFORMANCE RESULTS are reported, responsive to the BASIC REQUIREMENTS of the item, and early good PERFORMANCE LEVELS are evident. (Le) Some TREND data are reported, with some adverse TRENDS evident. (T) Little or no comparative information is reported. (C) RESULTS are reported for a few areas of importance to the accomplishment of your organization's MISSION. (I)
30%, 35%, 40%, or 45%	<ul style="list-style-type: none"> Good organizational PERFORMANCE LEVELS are reported, responsive to the BASIC REQUIREMENTS of the item. (Le) Some TREND data are reported, and most of the TRENDS presented are beneficial. (T) Early stages of obtaining comparative information are evident. (C) RESULTS are reported for many areas of importance to the accomplishment of your organization's MISSION. (I)
50%, 55%, 60%, or 65%	<ul style="list-style-type: none"> Good organizational PERFORMANCE LEVELS are reported, responsive to the OVERALL REQUIREMENTS of the item. (Le) Beneficial TRENDS are evident in areas of importance to the accomplishment of your organization's MISSION. (T) Some current PERFORMANCE LEVELS have been evaluated against relevant comparisons and/or BENCHMARKS and show areas of good relative PERFORMANCE. (C) Organizational PERFORMANCE RESULTS are reported for most KEY CUSTOMER, market, and PROCESS requirements. (I)
70%, 75%, 80%, or 85%	<ul style="list-style-type: none"> Good-to-excellent organizational PERFORMANCE LEVELS are reported, responsive to MULTIPLE REQUIREMENTS in the item. (Le) Beneficial TRENDS have been sustained over time in most areas of importance to the accomplishment of your organization's MISSION. (T) Many to most TRENDS and current PERFORMANCE LEVELS have been evaluated against relevant comparisons and/or BENCHMARKS and show areas of leadership and very good relative PERFORMANCE. (C) Organizational PERFORMANCE RESULTS are reported for most KEY CUSTOMER, market, PROCESS, and ACTION PLAN requirements. (I)
90%, 95%, or 100%	<ul style="list-style-type: none"> Excellent organizational PERFORMANCE LEVELS are reported that are fully responsive to the MULTIPLE REQUIREMENTS of the item. (Le) Beneficial TRENDS have been sustained over time in all areas of importance to the accomplishment of your organization's MISSION. (T) Industry and BENCHMARK leadership is demonstrated in many areas. (C) Organizational PERFORMANCE RESULTS and PROJECTIONS are reported for most KEY CUSTOMER, market, PROCESS, and ACTION PLAN requirements. (I)

Terms in SMALL CAPS are defined in the Glossary of Key Terms (pages 47–54).

Steps toward Mature Processes

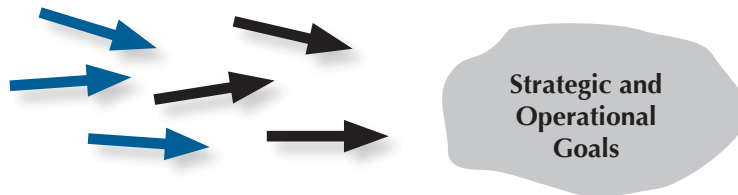
An Aid for Assessing and Scoring Process Items

Reacting to Problems (0–25%)



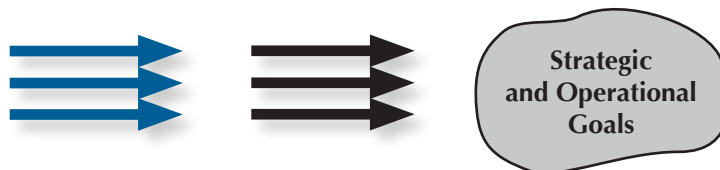
Operations are characterized by activities rather than by processes, and they are largely responsive to immediate needs or problems. Goals are poorly defined.

Early Systematic Approaches (30–45%)



The organization is beginning to carry out operations with repeatable processes, evaluation, and improvement, and there is some early coordination among organizational units. Strategy and quantitative goals are being defined.

Aligned Approaches (50–65%)



Operations are characterized by repeatable processes that are regularly evaluated for improvement. Learnings are shared, and there is coordination among organizational units. Processes address key strategies and goals.

Integrated Approaches (70–100%)



Operations are characterized by repeatable processes that are regularly evaluated for change and improvement in collaboration with other affected units. The organization seeks and achieves efficiencies across units through analysis, innovation, and the sharing of information and knowledge. Processes and measures track progress on key strategic and operational goals.



How to Respond to the Criteria

These guidelines explain how to respond most effectively to the requirements of the 17 process and results Criteria items. This information is intended mainly for applicants for Baldrige-based awards, but it is also useful to organizations that are using the Criteria for self-assessment. See also the Scoring System, including the scoring guidelines (pages 31–36), which describes how to assess responses and determine your organization’s performance accomplishments.

First Steps

1. Learn about the Baldrige framework.

Become familiar with the following sections, which provide a full orientation to the Baldrige framework:

- Criteria for Performance Excellence (pages 4–30)
- Scoring System (pages 31–36)
- Glossary of Key Terms (pages 47–54)
- Criteria Commentary (<https://www.nist.gov/baldrige/baldrige-criteria-commentary>)

2. Understand how to read and respond to a Criteria item.

Review the Criteria for Performance Excellence Structure (page 2), which shows the types of items, the different parts of the items, and the role of each part. Pay particular attention to the multiple requirements within the areas to address and the notes.

Item requirements are presented as questions. Some requirements in the areas to address include multiple questions. To fully respond to the requirements, address all the questions, as missing information will be interpreted as a gap in your performance management system. However, you do not need to answer each question separately. Taken together, the multiple questions express the full meaning of the area to address. In responding, you may want to group responses to these questions in a way that is appropriate to your organization.

To increase your understanding of the Criteria, you may want to trace various concepts that are woven throughout. This interweaving ensures a systems approach to organizational performance management. Examples of these concepts include core competencies, innovation, use of data and information to review performance and create knowledge, and change readiness and management.

3. Review the scoring guidelines.

Consider both the Criteria and the scoring guidelines (pages 34–35) as you prepare your responses. In responding to the questions in the process items (categories 1–6), include information on the process evaluation factors in the scoring guidelines: the maturity of your approaches, the extent of their deployment, the extent of learning, and the extent

of integration with other elements of your performance management system.

Similarly, in responding to the questions in the results items (category 7), include information on the results evaluation factors in the scoring guidelines: the actual performance levels, the significance of the results trends, relevant comparative data, integration with important elements of your performance management system, and the results of the improvement process.

4. Understand the meaning of key terms.

Many terms in the Criteria and scoring guidelines have meanings that may differ somewhat from common meanings. Terms printed in SMALL CAPS are defined in the Glossary of Key Terms (pages 47–54). Understanding these terms can help you accurately self-assess your organization and communicate your processes and results to those reviewing your responses and planning your improvement efforts.

5. Start with the Organizational Profile.

The Organizational Profile (pages 4–6) is the most appropriate starting point. Whether you are using the Criteria for self-assessment, writing an application, or reviewing either of these, the Organizational Profile helps you understand what is most relevant and important to your organization’s business, mission, and performance.

Responding to Process Items

Although the Criteria focus on key organizational performance results, these results by themselves offer little *diagnostic* value. For example, if some results are poor or are improving at rates slower than your competitors’ or comparable organizations’ results, you need to understand why this is so and what you might do to accelerate improvement.

Your responses to process items (categories 1–6) permit you or those who are reviewing your responses to diagnose your organization’s *most important* processes—the ones that contribute most to organizational performance improvement and result in key outcomes or performance results. This diagnosis and the quality of the feedback you receive depend heavily on the content and completeness of your responses. For this reason, respond to these items by providing information on your *key* processes. Guidelines for organizing and reviewing such information follow.

1. Understand the meaning of *how*.

In responding to questions in process items that begin with *how*, give information on your key processes with regard to approach, deployment, learning, and integration (ADLI; see the Scoring System, page 31). Responses lacking such information, or merely providing an example, are referred to in the scoring guidelines as *anecdotal information*.

Show that approaches are systematic. Systematic approaches are repeatable and use data and information to enable learning. In other words, approaches are systematic if they build in the opportunity for evaluation, improvement, innovation, and knowledge sharing, thereby enabling a gain in maturity.

Show deployment. In your responses, summarize how your approaches are implemented in different parts of your organization.

Show evidence of learning. Give evidence of evaluation and improvement cycles for processes, as well as the potential for innovation. Show that process improvements are shared with other appropriate units of your organization to enable organizational learning.

Show integration. Integration is alignment and harmonization among processes, plans, measures, actions, and results. This harmonization generates organizational effectiveness and efficiencies.

Showing alignment in the process items and tracking corresponding measures in the results items should improve organizational performance. In your responses, show alignment in four areas:

- In the Organizational Profile, make clear what is important to your organization.
- In Strategy (category 2), including the strategic objectives, action plans, and core competencies, highlight your organization's areas of greatest focus and describe how you deploy your strategic plan.
- In describing organizational-level analysis and review (item 4.1), show how you analyze and review performance information as a basis for setting priorities.
- In Strategy (category 2) and Operations (category 6), highlight the work systems and work processes that are key to your organization's overall performance.

2. Understand the meaning of *what*.

Two types of questions in process items begin with *what*. The first requests basic information on key processes and how they work. Although it is helpful to state *who* performs the work, diagnosis or feedback also requires a description of how the process works.

The second type of *what* question asks you to report key findings, plans, objectives, goals, or measures. These questions set the context for showing alignment and integration in your performance management system. For example, when you identify key strategic objectives, your action plans, some performance measures, and some results in category 7 are expected to relate to those strategic objectives.

Responding to Results Items

1. Focus on your organization's most critical performance results.

Report results that cover the most important requirements for your organization's success, as highlighted in the Organizational Profile and in the Leadership, Strategy, Customers, Workforce, and Operations categories.

2. Report levels, trends, and comparisons, and show integration.

Report performance levels on a meaningful measurement scale.

Report trends to show the directions of results and rates of change in areas of importance. A minimum of three historical data points is generally needed to ascertain a trend. Trends should represent historic and current performance and not rely on projected (future) performance.

There is no minimum period for trend data; time intervals between data points should be meaningful for the measure(s) you report. Trends might span five or more years or less than one year, depending on what is meaningful. For important results, include new data even if trends are not yet well established. *Explain trends that show a significant beneficial or adverse change.*

Report comparisons to show how your results compare with those of other, appropriately selected organizations or benchmarks.

Show integration by including all results that are important to your organization and segmenting them appropriately (e.g., by important customer, workforce, process, and product-line groups).

Responding Efficiently

1. Cross-reference when appropriate.

Ensure that each item response is as self-contained as possible and that responses to different items are mutually reinforcing. To accomplish this, refer to other responses rather than repeat information. In such cases, give key process information in the item requesting that information. For example, you would describe workforce development and learning systems in item 5.2. Discussions about workforce development and learning elsewhere in your application would then reference but not repeat details given in item 5.2.

2. Use a compact format.

To make the best use of space, use flowcharts, tables, and lists to present information concisely. Page limits for Baldrige Award and Baldrige-based award applications are designed to force your organization to consider what is most important in managing your enterprise and reporting your results.

3. Use graphs and tables.

You can report many results compactly by using graphs and tables. When you report results over time or compare them with others, “normalize” them (i.e., present them in a way—for example, as ratios—that takes size factors into account). For example, if the number of employees has varied over the period or if you are comparing your results to those of organizations differing in size, safety trends will be more meaningful if you report them as lost workdays per 100 employees rather than as total lost workdays.

The graph below shows one part of a possible response to item 7.1, Product and Process Results. In the Organizational Profile, the organization has identified Six Sigma as a key element of its performance improvement system. Defects per million opportunities is one of its measures.

The graph illustrates a number of characteristics of clear and effective results reporting:

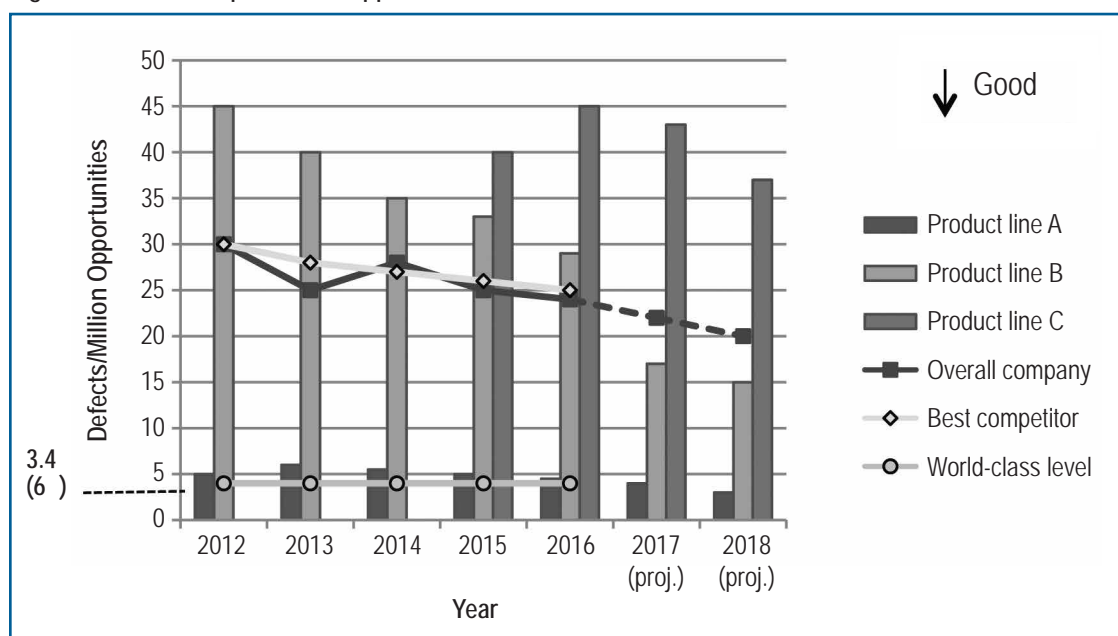
- Both axes and units of measure are clearly labeled.
- Levels and trends are reported for a key performance measure—defects per million opportunities.
- Results are presented for several years.
- An arrow indicates that a downward trend is good for this measure.
- Appropriate comparisons are shown clearly.
- In a single graph, the organization segments its results for its three product lines, showing that they are tracked separately.

- The organization projects improved performance, including discontinuous or breakthrough improvement in 2017 relative to prior performance for product line B. The text should explain this breakthrough change and might refer to critical learning from product line A as the basis for the projected change.

Interpreting the graph with the scoring guidelines in mind would result in the following observations on the organization’s performance and maturity level:

- The current overall organizational performance level is excellent. This conclusion is supported by company performance trends, the comparison with industry competitors, and a “world-class” level for product line A.
- The overall organization shows beneficial improvement trends sustained over time.
- Product line A is the current performance leader—showing sustained high performance (at approximately 5 defects per million) and a slightly beneficial trend since 2013. Product line B shows rapid improvement. Its performance is close to that of the best industry competitor but trails product line A.
- Product line C—identified in the text as a new product—is having early problems with defects but is projecting a turnaround. (The organization should briefly explain these problems and the basis for the turnaround.)
- The organization has projected improvements in the defect rates of all its product lines. Product line C continues to lag behind the others; product line A is projected to meet its Six Sigma goals by 2018.

Figure 7.1-3 Defects per Million Opportunities





Core Values and Concepts

These beliefs and behaviors are embedded in high-performing organizations. They are the foundation for integrating key performance and operational requirements within a results-oriented framework that creates a basis for action, feedback, and ongoing success.

The Baldrige Criteria are built on the following set of inter-related core values and concepts:

- Systems perspective
- Visionary leadership
- Customer-focused excellence
- Valuing people
- Organizational learning and agility
- Focus on success
- Managing for innovation
- Management by fact
- Societal responsibility
- Ethics and transparency
- Delivering value and results

Systems Perspective

A systems perspective means managing all the components of your organization as a unified whole to achieve your mission, ongoing success, and performance excellence.

Successfully managing overall organizational performance requires realization of your organization as a system with interdependent operations. Organization-specific synthesis, alignment, and integration make the system successful. *Synthesis* means looking at your organization as a whole. It incorporates key business attributes, including your core competencies, strategic objectives, action plans, work systems, and workforce needs. *Alignment* means using key organizational linkages to ensure consistency of plans, processes, measures, and actions. *Integration* builds on alignment, so that the individual components of your performance management system operate in a fully interconnected, unified, and mutually beneficial manner to deliver anticipated results.

These concepts are depicted in the Baldrige Criteria overview (page 1). When your organization takes a systems perspective, your senior leaders focus on strategic directions and customers. Your senior leaders monitor, respond to, and manage performance based on your results. With a systems perspective, you use your measures, indicators, core competencies, and organizational knowledge to build your key strategies, link these strategies with your work systems and key processes, manage risk, and align your resources to improve your overall performance and your focus on customers and stakeholders. The core values and concepts,

the seven Criteria categories, and the scoring guidelines are the system's building blocks and integrating mechanism.

Visionary Leadership

Your organization's senior leaders should set a vision for the organization, create a customer focus, demonstrate clear and visible organizational values and ethics, and set high expectations for the workforce. The vision, values, and expectations should balance the needs of all your stakeholders. Your leaders should also ensure the creation of strategies, systems, and methods for building knowledge and capabilities, stimulating innovation, managing risk, requiring accountability, achieving performance excellence, and thereby ensuring ongoing organizational success.

The values and strategies leaders define should help guide all of your organization's activities and decisions. Senior leaders should inspire and encourage your entire workforce to contribute, to develop and learn, to be innovative, and to embrace meaningful change. Senior leaders should be responsible to your organization's governance body for their actions and performance, and the governance body should be responsible ultimately to all your stakeholders for your organization's and its senior leaders' ethics, actions, and performance.

Senior leaders should serve as role models through their ethical behavior and their personal involvement in planning, providing a supportive environment for innovation, communicating, coaching and motivating the workforce, developing future leaders, reviewing organizational performance, and recognizing workforce members. As role models, they can reinforce ethics, values, and expectations while building leadership, commitment, and initiative throughout your organization. Senior leaders should demonstrate authenticity and admit to their missteps and opportunities for improvement.

Customer-Focused Excellence

Your customers are the ultimate judges of your performance and the quality of your products and services. Thus, your organization must consider all product and service features and characteristics and all modes of customer access and support that contribute value to your customers. Such behavior leads to customer acquisition, satisfaction, preference, and loyalty; positive referrals; and, ultimately, the ongoing success of your business. Customer-focused excellence has both current and future components: understanding today's customer desires and anticipating future customer desires and marketplace potential.

Many factors may influence value and satisfaction over the course of your customers' experience with your organization. These factors include your organization's customer relationship management, which helps build trust, confidence, and loyalty.

Customer-focused excellence means much more than reducing defects and errors, merely meeting specifications, or reducing complaints. Nevertheless, these factors contribute to your customers' view of your organization and thus are also important parts of customer-focused excellence. In addition, your success in recovering from defects, service errors, and mistakes is crucial for retaining customers and engaging them for the long term. The security and privacy of customer information are necessary attributes for customer retention.

A customer-focused organization addresses not only the product and service characteristics that meet basic customer requirements but also those unique features and characteristics that differentiate the organization from competitors. This differentiation may be based on innovative offerings, combinations of product and service offerings, price, customized offerings, multiple access and outward communication mechanisms, rapid response, or special relationships.

Customer-focused excellence is thus a strategic concept. It is directed toward customer acquisition, retention and loyalty, stronger brand recognition, market share gain, and growth. It demands constant sensitivity to changing and emerging customer and market requirements and to the factors that drive customer engagement. It demands close attention to the voice of the customer. It demands anticipating changes in the marketplace. Therefore, customer-focused excellence demands a customer-focused culture and organizational agility.

Valuing People

An organization's success depends on an engaged workforce that benefits from meaningful work, clear organizational direction, the opportunity to learn, and accountability for performance. That engaged workforce must also have a safe, trusting, and cooperative environment. The successful organization has a culture of inclusion that capitalizes on the diverse backgrounds and characteristics, knowledge, skills, creativity, and motivation of its workforce and partners. Such an organization values all people who have a stake in the organization, including customers, community members, stockholders, and other people affected by the organization's actions.

Valuing the people in your workforce means committing to their engagement, development, and well-being. Increasingly, this may involve offering flexible work practices that are tailored to varying workplace and life needs. Major challenges in valuing your workforce members include (1) demonstrating your leaders' commitment to their success, (2) providing motivation and recognition that go beyond the regular compensation system, (3) offering development and progression within your organization, (4) sharing your organization's knowledge so that your workforce

can better serve your customers and contribute to achieving your strategic objectives, (5) creating an environment that encourages intelligent risk taking to achieve innovation, (6) developing a system of workforce and organizational accountability for performance, and (7) creating an inclusive environment for a diverse workforce.

The success of your workforce members—including your leaders—depends on their having opportunities to learn. This learning includes preparing people for future organizational core competencies. On-the-job training offers a cost-effective way to cross-train and to link training more closely to your organization's capacity needs and priorities. If your organization relies on volunteers, their personal development and learning are also important to consider.

To accomplish their overall goals, successful organizations build internal and external partnerships with people and with other organizations. Internal partnerships might include cooperation between labor and management. Forming internal partnerships might also involve creating network relationships among people across work units and locations or between employees and volunteers to improve flexibility, responsiveness, and knowledge sharing.

External partnerships might be with customers, suppliers, and education or community organizations. All of these people can contribute to your organization's ongoing success.

Organizational Learning and Agility

Success in today's ever-changing, globally competitive environment demands continual organizational learning and agility. Agility requires a capacity for rapid change and for flexibility in operations. Organizations face ever-shorter cycles for introducing new or improved products and services, and nonprofit and government organizations are increasingly being asked to respond rapidly to new or emerging social issues. Disruptive events are occurring more frequently. They can be triggered by innovative technologies or product introductions, economic upheaval or stress, major weather events, or social or societal demands. Organizations must be capable of managing risk and making transformational changes on an ever-shorter cycle time. Major improvements in response times often require new work systems, the simplification of work processes, or the ability for rapid changeover from one process or one location to another. A cross-trained and empowered workforce and effective management of up-to-date organizational knowledge are vital assets in such a demanding environment.

Organizational learning includes both continuous improvement of existing approaches and significant change or innovation, leading to new goals, approaches, products, and markets.

Learning needs to be embedded in the way your organization operates. This means that learning (1) is a regular part of daily work; (2) results in solving problems at their source (root cause); (3) is focused on building and sharing

knowledge throughout your organization; and (4) is driven by opportunities to effect significant, meaningful change and to innovate. Sources for learning include employees' and volunteers' ideas, research and development, customers' input, best-practice sharing, competitors' performance, and benchmarking.

Organizational learning can result in (1) enhanced value to customers through new and improved products and customer services; (2) the development of new business opportunities; (3) the development of new and improved processes or business models; (4) reduced errors, defects, waste, and related costs; (5) increased productivity and effectiveness in the use of all your resources; (6) enhanced performance in fulfilling your organization's societal responsibilities; and (7) greater agility in managing change and disruption.

A major success factor in meeting competitive challenges is design-to-introduction time (the time it takes to initiate a product or service feature) or innovation cycle time. To meet the demands of rapidly changing markets, your

organization needs to carry out stage-to-stage integration of activities from research or concept to commercialization or implementation.

All aspects of time performance are now more critical, and cycle time is a key process measure. Other important benefits can be derived from this focus on time; time improvements often drive simultaneous improvements or changes in your work systems, organization, quality, cost, supply-chain integration, productivity, and ongoing success in a challenging economy.

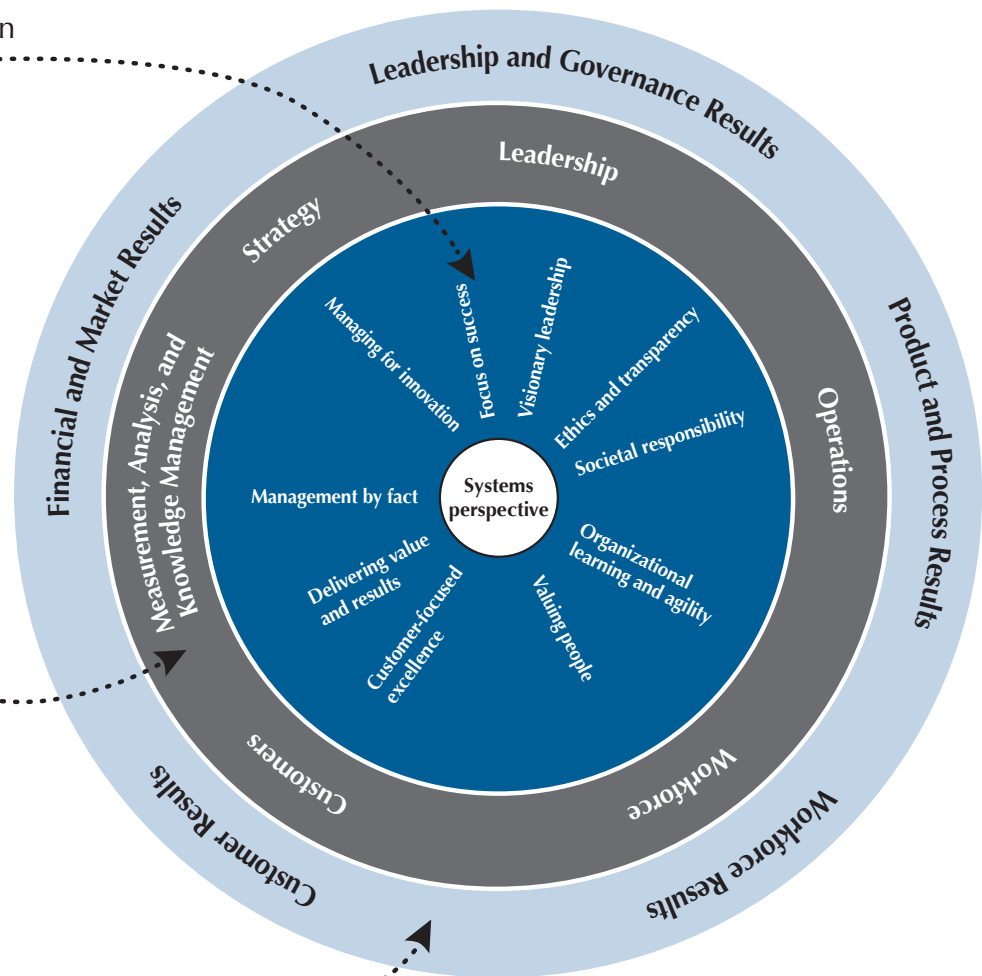
Organizational learning and agility can also be achieved through strategic partnerships or alliances, which might offer complementary core competencies that allow entry into new markets or a basis for new products or services. Partnerships might also permit you to address common issues by blending your organization's core competencies or leadership capabilities with partners' complementary strengths and capabilities, creating a new source of strategic advantage.

The Role of Core Values and Concepts

The Baldrige Criteria build on **core values and concepts...**

which are embedded in **systematic processes...**
(Criteria categories 1–6)

yielding **performance results.**
(Criteria category 7)



Focus on Success

Ensuring your organization's success now and in the future requires an understanding of the short- and longer-term factors that affect your organization and its marketplace. Ensuring this ongoing success requires managing uncertainty in the environment, as well as balancing some stakeholders' short-term demands with the organization's and stakeholders' needs to invest in long-term success. The pursuit of sustained growth and performance leadership requires a strong future orientation and a willingness to make long-term commitments to key stakeholders—your customers, workforce, suppliers, partners, and stockholders; the public; and the community. It also requires the agility to modify plans when circumstances warrant.

Your organization's planning and resource allocation should anticipate many factors, such as customers' short- and long-term expectations; new business and partnering opportunities; potential crises, including changing economic conditions; workforce capacity and capability needs; the competitive global marketplace; technological developments; security and cybersecurity risks; changes in customer and market segments; new business models; evolving regulatory requirements; changes in community and societal expectations and needs; and strategic moves by competitors. Your strategic objectives and resource allocations need to accommodate these influences. A focus on success includes developing your leaders, workforce, and suppliers; accomplishing effective succession planning; creating a supportive environment for taking intelligent risks and encouraging innovation; and anticipating societal responsibilities and concerns.

Managing for Innovation

Innovation means making meaningful change to improve your organization's products, services, programs, processes, operations, and business model, with the purpose of creating new value for stakeholders. Innovation should lead your organization to new dimensions of performance. Innovation requires a supportive environment, a process for identifying strategic opportunities, and the pursuit of intelligent risks. Innovation and incremental continuous improvement are different, but complementary, concepts. Successful organizations use both approaches to improve performance.

Innovation is no longer strictly the purview of research and development departments; innovation is important for all aspects of your operations and all work systems and work processes. Your organization should be led and managed so that identifying strategic opportunities and taking intelligent risks become part of the learning culture. Innovation should be integrated into daily work and be supported by your performance improvement system. Systematic processes for identifying strategic opportunities should reach across your entire organization and should explore strategic alliances with complementary organizations.

Innovation may arise from adapting innovations in other industries to achieve a breakthrough in your industry. It

builds on the accumulated knowledge of your organization and its people and the innovations of competitors. It may involve collaboration among people who do not normally work together and are in different parts of the organization. Therefore, the ability to rapidly disseminate and capitalize on new and accumulated knowledge is critical to driving organizational innovation.

Management by Fact

Management by fact requires you to measure and analyze your organization's performance, both inside the organization and in your competitive environment. Measurements should derive from business needs and strategy, and they should provide critical data and information about key processes, outputs, results, outcomes, and competitor and industry performance. Organizations need many types of data and information to effectively manage their performance. Data and information may come in many forms, such as numerical, graphical, or qualitative, and from many sources, including internal processes, surveys, and the Internet (including social media). Performance measurement should include measurement of customer, product, and process performance; comparisons of operational, market, and competitive performance; supplier, workforce, partner, cost, and financial performance; governance and compliance results; and accomplishment of strategic objectives.

A major consideration in performance improvement and change management is the selection and use of performance measures or indicators. *The measures or indicators you select should best represent the factors that lead to improved customer, operational, financial, and societal performance. A comprehensive yet carefully culled set of measures or indicators tied to customer and organizational performance requirements provides a clear basis for aligning all processes with your organization's goals.* You may need measures and indicators to support you in making decisions in a rapidly changing environment. By analyzing data from your tracking processes, you can evaluate the measures or indicators themselves and change them to better support your goals.

Analysis means extracting larger meaning from data and information to support evaluation, decision making, improvement, and innovation. It entails using data to determine trends, projections, and cause-and-effect relationships that might not otherwise be evident. Analysis supports a variety of purposes, such as planning, reviewing your overall performance, improving operations, comparing your performance with competitors' or with best-practice benchmarks, and managing change. To facilitate analysis, data may need to be aggregated from various sources. Data may also need to be segmented by, for example, markets, product lines, and workforce groups to gain deeper understanding.

Societal Responsibility

Your organization's leaders should stress responsibilities to the public and the consideration of societal well-being and benefit. Leaders should be role models for your organization and its workforce in the protection of public health, safety,

and the environment. This protection applies to any impact of your organization's operations, as well as the life cycles of your products. Also, your organization should emphasize resource conservation, recycling, and waste reduction at the source. Planning should anticipate adverse impacts from the production, distribution, transportation, use, and disposal of your products. Effective planning should reduce or prevent problems; provide for a forthright response if problems occur; and make available the information and support needed to maintain public awareness, safety, and confidence.

Your organization should meet all local, state, and federal laws and regulatory requirements and should also treat these and related requirements as opportunities to excel beyond minimal compliance. Considering societal well-being and benefit means leading and supporting—within the limits of your resources—the environmental, social, and economic systems in your organization's sphere of influence. Such leadership and support might include improving education, health care, and other services in your community; pursuing environmental excellence; being a role model for socially important issues; practicing resource conservation; reducing your carbon footprint; performing community service and charity; improving industry and business practices; and sharing nonproprietary information.

For a role-model organization, leadership also entails influencing other organizations, private and public, to partner for these purposes.

Managing societal responsibilities requires your organization to use appropriate measures and your leaders to assume responsibility for those measures.

Ethics and Transparency

Your organization should stress ethical behavior in all stakeholder transactions and interactions. Your organization's governance body should require highly ethical conduct and monitor all conduct accordingly. Your senior leaders should be role models of ethical behavior and make their expectations of the workforce very clear.

Your organization's ethical principles are the foundation for your culture and values. They distinguish right from wrong. Clearly articulated ethical principles, along with your organizational values, empower your people to make effective decisions and may serve as boundary conditions for determining organizational norms and prohibitions.

Transparency is characterized by consistently candid and open communication on the part of leadership and management and by the sharing of clear and accurate information. The benefits of transparency are manifold. Transparency is a key factor in workforce engagement and allows people to see why actions are being taken and how they can contribute. Transparency also is important in interactions with customers and other stakeholders, giving them a sense of involvement, engagement, and confidence in your organization.

Ethical behavior and transparency build trust in the organization and its leaders and engender a belief in the organization's fairness and integrity that is valued by all key stakeholders.

Delivering Value and Results

By delivering and balancing value for key stakeholders, your organization builds loyalty, contributes to growing the economy, and contributes to society. To meet the sometimes conflicting and changing aims that balancing value requires, your organizational strategy should explicitly include key stakeholder requirements. This will help ensure that plans and actions meet differing stakeholder needs and avoid adverse impacts on any stakeholders. A balanced composite of leading and lagging performance measures is an effective means to communicate short- and longer-term priorities, monitor actual performance, and provide a clear basis for improving results.

Your organization's performance measurements need to focus on key results. Results should be used to deliver and balance value for your key stakeholders—your customers, workforce, stockholders, suppliers, and partners; the public; and the community. Thus results need to be a composite of measures that include not just financial results, but also product and process results; customer and workforce satisfaction and engagement results; and leadership, strategy, and societal performance.



Changes from the 2015–2016 Baldrige Excellence Framework

Revisions have one overarching purpose: for the framework and the Criteria to reflect the leading edge of validated leadership and performance practice.

As the drivers of competitiveness and long-term success have evolved, so, too, have the Baldrige Excellence Framework and the Criteria for Performance Excellence. The Criteria for Performance Excellence initially helped the nation address the quality crisis of the 1980s by enabling and encouraging businesses to adopt a robust, leadership-driven, customer-focused quality management system. Through significant and intentional evolution, today the Baldrige Excellence Framework offers organizations of all kinds a nonprescriptive leadership and management guide that facilitates a systems approach to achieving organization-wide excellence.

As the Baldrige framework and the Criteria evolve, they must balance two important considerations. On the one hand, the Criteria need to reflect a national standard for performance excellence, educating organizations in all aspects of establishing an integrated performance management system. On the other hand, the Criteria need to be accessible and user-friendly for a variety of organizations at varying levels of maturity.

To strike this balance, changes to the 2017–2018 *Baldrige Excellence Framework* focus on strengthening two areas of growing importance to organizations' long-term success and on making the Criteria more logical from the users' perspective. The two areas that have been strengthened are cybersecurity and enterprise risk management (ERM). To address the consideration of making the Criteria more accessible and logical from the users' perspective, several Criteria items have been simplified, and some requirements have been moved, removed, or the wording changed to aid understanding. Also, in 2015, the Baldrige Program for the first time published an abridged version of the Baldrige framework, the *Baldrige Excellence Builder*, consisting of the most important questions for organizations seeking to improve their performance. A new *Baldrige Excellence Builder* based on the 2017–2018 *Baldrige Excellence Framework* will be published in early 2017.

Cybersecurity. There were an estimated 300 million cyberattacks in 2015—only 90 million of which were detected—and such attacks are increasing at an annual rate of approximately 40 percent. For businesses and organizations of all kinds, managing and reducing cyber risks to data, information, and systems have become a necessity. While the Criteria have addressed the security of information systems and the confidentiality of information since 2001, Criteria requirements and notes now reflect the growing importance of protecting against the loss of sensitive

information about employees, customers, and organizations; protecting intellectual property; and protecting against the financial, legal, and reputational aspects of breaches.

Enterprise risk management. No organization is risk free. Intelligent risk management requires an enterprise to decide when and how risks should be taken and managed. Such management can mean the difference between extinction, survival, or role-model performance. Through a systems perspective of organizational performance management, the Baldrige framework has long addressed ERM, defined by *ISO 31000: Risk Management—Principles and Guidelines* as an organization's coordinated activities to direct and control the effect of uncertainty on achieving its objectives. The future competitive advantage that will flow from good ERM is based on the holistic addressing of risk and the actions taken—including the pursuit of intelligent risks—as part of an overall strategic approach to managing organizational performance. In this revision, some Criteria requirements and notes have been revised to highlight (1) that risk is inherent in everything organizations do and (2) that the challenge is to balance the level of risk taken with the sustainability of the organization and the opportunity for innovation.

The most significant changes to the Criteria items and related sections are summarized as follows.

Category 1: Leadership

Item 1.1, Senior Leadership, now presents leaders' actions to guide and sustain the organization in three areas to address: vision and values, communication, and mission and organizational performance. This change addresses Criteria users' questions about the logical relationship of leaders' actions.

Category 2: Strategy

In item 2.1, Strategy Development, questions about strategy considerations now emphasize these considerations as elements of managing strategic risk in your organization. Questions on work systems are now organized to emphasize the fundamental decisions that lead to decisions on work processes and effective work systems.

Category 4: Measurement, Analysis, and Knowledge Management

Item 4.1, Measurement, Analysis, and Improvement of Organizational Performance, has been revised to improve clarity and focus. Several requirements were reduced or

combined to remove redundancy. The requirement related to best practices has been moved to item 4.2 as part of managing organizational knowledge.

Item 4.2, now Information and Knowledge Management, has been reordered and realigned to focus on the quality and availability of data and information and on organizational knowledge, including the sharing of best practices. Requirements around cybersecurity and management of information systems have been moved to item 6.2, since they are key components of operational effectiveness.

Category 5: Workforce

Item 5.1, Workforce Environment, now asks how you ensure that new workforce members fit your organizational culture, recognizing that your culture is a driver of the workforce engagement addressed in item 5.2.

Item 5.2, Workforce Engagement, now asks how you consider the learning and development desires of workforce members in your learning and development system.

Category 6: Operations

Item 6.1, Work Processes, now asks about your key work processes as an overall requirement, in recognition of the importance of clearly articulating these processes. It also asks about your consideration of risk in product and process design. Supply-chain management is now addressed in this item, reflecting its importance as a key work process.

Item 6.2, Operational Effectiveness, now asks about your management of information systems, including how you ensure their reliability, security, and cybersecurity during normal operations and as part of business continuity during disasters or emergencies.

Category 7: Results

Item 7.1, Product and Process Results, now asks for results related to your security and cybersecurity processes and your safety system. This again recognizes not only the importance of these processes but also the importance of monitoring results of their performance as a basis for further action.

Items 7.2 and 7.3 are now called Customer Results and Workforce Results, respectively.

Item 7.4, Leadership and Governance Results, now asks for your results for managing risk and taking intelligent risks, recognizing that risk is inherent in delivering ongoing organizational success.

Scoring System

The Scoring System section continues to emphasize that the importance of individual item requirements is dependent on the organization's key business factors and is a critical consideration in scoring. In addition, no one evaluation factor should serve as a "gate" that automatically keeps the score out of a higher range.

In the Process Scoring Guidelines and the Results Scoring Guidelines, the descriptors in the 70–85% range for Approach and for Levels have been reworded. This revision is intended to clarify the difference between the 70–85% ranges for Approach and for Levels (now "responsive to multiple requirements in the item") and the 90–100% ranges ("fully responsive to the multiple requirements of the item"). To score in the 70–85% range for Approach or Levels, an organization does not need to be responsive to all of the multiple requirements.

Core Values and Concepts

The description of visionary leadership now refers to leaders' authenticity and willingness to share missteps and opportunities for improvement. These are valuable contributors to building trust in leaders.



Glossary of Key Terms

The terms below are those in SMALL CAPS in the Baldrige Criteria for Performance Excellence and scoring guidelines. Each term is followed by a definition in boldface. The rest of the first paragraph elaborates on this definition. The paragraphs that follow provide examples, descriptive information, or key linkages to other information in the Baldrige framework.

ACTION PLANS. Specific actions that your organization takes to reach its short- and longer-term strategic objectives. These plans specify the resources committed to and the time horizons for accomplishing the plans. Action plan development is the critical stage in planning when you make strategic objectives and goals specific so that you can effectively deploy them throughout the organization in an understandable way. In the Criteria, deploying action plans includes creating aligned measures for all affected departments and work units. Deployment might also require specialized training for some workforce members or recruitment of personnel.

For example, a strategic objective for a supplier in a highly competitive industry might be to develop and maintain price leadership. Action plans could entail designing efficient processes, creating an accounting system that tracks activity-level costs, and aligning processes and accounting systems across the organization. To deploy the action plans, the supplier might need to train work units and teams in setting priorities based on costs and benefits. Organizational-level analysis and review would likely emphasize productivity growth, cost control, and quality.

See also STRATEGIC OBJECTIVES.

ALIGNMENT. A state of consistency among plans, processes, information, resource decisions, workforce capability and capacity, actions, results, and analyses that support key organization-wide goals. Effective alignment requires a common understanding of purposes and goals. It also requires the use of complementary measures and information for planning, tracking, analysis, and improvement at three levels: the organizational level, the key process level, and the work unit level.

See also INTEGRATION.

ANALYSIS. The examination of facts and data to provide a basis for effective decisions. Analysis often involves determining cause-effect relationships. Overall organizational analysis guides you in managing work systems and work processes toward achieving key business results and attaining strategic objectives.

Although individual facts and data are important, they do not usually provide an effective basis for acting or setting priorities. Effective actions depend on an understanding of relationships, which is derived from the analysis of facts and data.

ANECDOTAL. In a response to a Criteria item, information that lacks specific methods; measures; deployment mechanisms; and evaluation, improvement, and learning factors. Anecdotal information frequently consists of examples and describes individual activities rather than systematic processes. For example, in an anecdotal response to how senior leaders deploy performance expectations, you might describe a specific occasion when a senior leader visited all of your organization's facilities. On the other hand, in properly describing a systematic process, you might include the methods all senior leaders use to communicate performance expectations regularly to all locations and workforce members, the measures leaders use to assess the effectiveness of the methods, and the tools and techniques you use to evaluate and improve the methods.

See also SYSTEMATIC.

APPROACH. The methods your organization uses to carry out its processes. Besides the methods themselves, approach refers to the appropriateness of the methods to the item requirements and your organization's operating environment, as well as how effectively your organization uses those methods.

Approach is one of the factors considered in evaluating process items. For further description, see the Scoring System (pages 31–36).

BASIC REQUIREMENTS. The most central concept of a Criteria item, as presented in the item title question. For an illustration, see Criteria for Performance Excellence Structure (page 2).

BENCHMARKS. Processes and results that represent the best practices and best performance for similar activities, inside or outside your organization's industry. Organizations engage in benchmarking to understand the current dimensions of world-class performance and to achieve discontinuous (nonincremental) or "breakthrough" improvement.

Benchmarks are one form of comparative data. Other forms include industry data collected by a third party (frequently industry averages), data on competitors' performance, and comparisons with similar organizations that are in the same geographic area or that provide similar products and services in other geographic areas.

CAPABILITY, WORKFORCE. See WORKFORCE CAPABILITY.

CAPACITY, WORKFORCE. See WORKFORCE CAPACITY.

COLLABORATORS. Organizations or individuals who cooperate with your organization to support a particular activity or event or who cooperate intermittently when their short-term goals are aligned with or are the same as yours. Typically, collaborations do not involve formal agreements or arrangements.

See also PARTNERS.

CORE COMPETENCIES. Your organization's areas of greatest expertise; those strategically important, possibly specialized capabilities that are central to fulfilling your mission or that provide an advantage in your marketplace or service environment. Core competencies are frequently challenging for competitors or suppliers and partners to imitate, and they may provide an ongoing competitive advantage. The absence of a needed core competency may result in a significant strategic challenge or disadvantage for your organization in the marketplace.

Core competencies may involve technological expertise, unique service offerings, a marketplace niche, or business acumen in a particular area (e.g., business acquisitions).

CUSTOMER. An actual or potential user of your organization's products, programs, or services (all referred to as products in the Criteria). Customers include the end users of your products, as well as others who are immediate purchasers or users, such as distributors, agents, or organizations that process your product as a component of theirs. The Baldrige framework addresses customers broadly, referencing your current and future customers, as well as your competitors' customers.

Customer-focused excellence is a Baldrige core value embedded in the beliefs and behaviors of high-performing organizations. Customer focus impacts and should be a factor in integrating your organization's strategic directions, work systems and work processes, and business results.

See also STAKEHOLDERS for the relationship between customers and others who might be affected by your products.

CUSTOMER ENGAGEMENT. Your customers' investment in or commitment to your brand and product offerings. It is based on your ongoing ability to serve their needs and build relationships so that they will continue using your products. Characteristics of engaged customers include retention, brand loyalty, willingness to make an effort to do business—and increase their business—with you, and willingness to actively advocate for and recommend your brand and product offerings.

CYCLE TIME. The time required to fulfill commitments or complete tasks. Cycle time refers to all aspects of time performance, such as time to market, order fulfillment time, delivery time, changeover time, customer response time,

and other key measures of time. Improvement in cycle time might involve any or all of these.

Time performance and speed are important to improving competitiveness and overall performance.

DEPLOYMENT. The extent to which your organization applies an approach in addressing the requirements of a Criteria item. Evaluation of deployment considers how broadly and deeply the approach is applied in relevant work units throughout your organization.

Deployment is one of the factors considered in evaluating process items. For further description, see the Scoring System (pages 31–36).

DIVERSITY. Personal differences among workforce members that enrich the work environment and are representative of your hiring and customer communities. These differences address many variables, such as race, religion, color, gender, national origin, disability, sexual orientation, age and generation, education, geographic origin, and skill characteristics, as well as ideas, thinking, academic disciplines, and perspectives.

The Criteria refer to valuing and benefiting from the diversity of your workforce hiring and customer communities. Capitalizing on both in building your workforce increases your opportunities for high performance; customer, workforce, and community satisfaction; and customer and workforce engagement.

EFFECTIVE. How well a process or a measure addresses its intended purpose. Determining effectiveness requires (1) evaluating how well the process is aligned with the organization's needs and how well it is deployed, or (2) evaluating the outcome of the measure as an indicator of process or product performance.

EMPOWERMENT. Giving people the authority and responsibility to make decisions and take actions. When people are empowered, decisions are made closest to the front line, where work-related knowledge and understanding reside.

The purpose of empowering people is to enable them to satisfy customers on first contact, improve processes and increase productivity, and improve your organization's performance results, as well as to encourage collaboration. An empowered workforce requires information to make appropriate decisions; thus, your organization must provide that information in a timely and useful way.

ENGAGEMENT, CUSTOMER. See CUSTOMER ENGAGEMENT.

ENGAGEMENT, WORKFORCE. See WORKFORCE ENGAGEMENT.

ETHICAL BEHAVIOR. The actions your organization takes to ensure that all its decisions, actions, and stakeholder interactions conform to its moral and

professional principles of conduct. These principles should support all applicable laws and regulations and are the foundation for your organization's culture and values. They distinguish right from wrong.

Senior leaders should be role models for these principles of behavior. The principles apply to all people involved in your organization, from temporary workforce members to members of the board of directors. These principles benefit from regular communication and reinforcement. Although the Baldrige framework does not prescribe a particular model for ensuring ethical behavior, senior leaders have the responsibility for the alignment of your organization's mission and vision with its ethical principles. Ethical behavior encompasses interactions with all stakeholders, including your workforce, shareholders, customers, partners, suppliers, and local community.

Well-designed and clearly articulated ethical principles empower people to make effective decisions with great confidence. In some organizations, ethical principles also serve as boundary conditions restricting behavior that otherwise could have adverse impacts on your organization and/or society.

See also the related core value, Ethics and Transparency (page 44).

EXCELLENCE. See PERFORMANCE EXCELLENCE.

GOALS. Future conditions or performance levels that your organization intends or desires to attain. Goals can be both short and longer term. They are ends that guide actions. Quantitative goals, frequently referred to as targets, include a numerical point or range. Targets might be desired performance based on comparative or competitive data. Stretch goals are goals for desired major, discontinuous (nonincremental) or "breakthrough" improvements, usually in areas most critical to your organization's future success.

Goals can serve many purposes, including

- clarifying strategic objectives and action plans to indicate how you will measure success,
- fostering teamwork by focusing on a common end,
- encouraging out-of-the-box thinking (innovation) to achieve a stretch goal, and
- providing a basis for measuring and accelerating progress.

See also PERFORMANCE PROJECTIONS.

GOVERNANCE. The system of management and controls exercised in the stewardship of your organization. Governance includes the responsibilities of your organization's owners/shareholders, board of directors, and senior leaders. Corporate or organizational charters, bylaws, and policies document the rights and responsibilities of each of the parties and describe how they will direct and control your organization to ensure (1) accountability to owners/share-

holders and other stakeholders, (2) transparency of operations, and (3) fair treatment of all stakeholders. Governance processes may include the approval of strategic direction, the monitoring and evaluation of the CEO's performance, the establishment of executive compensation and benefits, succession planning, financial and other fiduciary auditing, risk management, disclosure, and shareholder reporting. Ensuring effective governance is important to stakeholders' and the larger society's trust and to organizational effectiveness.

HIGH PERFORMANCE. Ever-higher levels of overall organizational and individual performance, including quality, productivity, innovation rate, and cycle time. High performance results in improved service and value for customers and other stakeholders.

Approaches to high performance vary in their form, their function, and the incentive systems used. High performance stems from and enhances workforce engagement. It involves cooperation between the management and the workforce, which may involve workforce bargaining units; cooperation among work units, often involving teams; empowerment of your people, including personal accountability; and workforce input into planning. It may involve learning and building individual and organizational skills; learning from other organizations; creating flexible job design and work assignments; maintaining a flattened organizational structure, where decision making is decentralized and decisions are made closest to the front line; and effectively using performance measures, including comparisons. Many organizations encourage high performance with monetary and nonmonetary incentives based on factors such as organizational performance, team and individual contributions, and skill building. Also, approaches to high performance usually seek to align your organization's structure, core competencies, work, jobs, workforce development, and incentives.

HOW. The systems and processes that your organization uses to achieve its mission requirements. In responding to "how" questions in Criteria categories 1–6, you should include information on approach (methods and measures), deployment, learning, and integration.

INDICATORS. See MEASURES AND INDICATORS.

INNOVATION. Making meaningful change to improve products, processes, or organizational effectiveness and create new value for stakeholders. Innovation involves adopting an idea, process, technology, product, or business model that is either new or new to its proposed application. The outcome of innovation is a discontinuous or "breakthrough" improvement in results, products, or processes. Innovation benefits from a supportive environment, a process for identifying strategic opportunities, and a willingness to pursue intelligent risks.

Successful organizational innovation is a multistep process of development and knowledge sharing, a decision to implement, implementation, evaluation, and learning. Although

innovation is often associated with technological innovation, it is applicable to all key organizational processes that can benefit from change through innovation, whether breakthrough improvement or a change in approach or outputs. Innovation could include fundamental changes in an organization's structure or business model to accomplish work more effectively.

See also INTELLIGENT RISKS and STRATEGIC OPPORTUNITIES.

INTEGRATION. The harmonization of plans, processes, information, resource decisions, workforce capability and capacity, actions, results, and analyses to support key organization-wide goals. Effective integration goes beyond alignment and is achieved when the individual components of an organizational performance management system operate as a fully interconnected unit.

Integration is one of the factors considered in evaluating both process and results items. For further description, see the Scoring System (pages 31–36).

See also ALIGNMENT.

INTELLIGENT RISKS. Opportunities for which the potential gain outweighs the potential harm or loss to your organization's future success if you do not explore them. Taking intelligent risks requires a tolerance for failure and an expectation that innovation is not achieved by initiating only successful endeavors. At the outset, organizations must invest in potential successes while realizing that some will lead to failure.

The degree of risk that is intelligent to take will vary by the pace and level of threat and opportunity in the industry. In a rapidly changing industry with constant introductions of new products, processes, or business models, there is an obvious need to invest more resources in intelligent risks than in a stable industry. In the latter, organizations must monitor and explore growth potential and change but, most likely, with a less significant commitment of resources.

See also STRATEGIC OPPORTUNITIES.

KEY. Major or most important; critical to achieving your intended outcome. The Criteria, for example, refer to key challenges, plans, work processes, and measures—those that are most important to your organization's success. They are the essential elements for pursuing or monitoring a desired outcome. Key is generally defined as around the most significant five (e.g., around five key challenges).

KNOWLEDGE ASSETS. Your organization's accumulated intellectual resources; the knowledge possessed by your organization and its workforce in the form of information, ideas, learning, understanding, memory, insights, cognitive and technical skills, and capabilities. These knowledge assets reside in your workforce, software, patents, databases, documents, guides, policies and procedures, and technical drawings. Knowledge assets also reside within customers, suppliers, and partners.

Knowledge assets are the know-how that your organization has available to use, invest, and grow. Building and managing knowledge assets are key components of creating value for your stakeholders and sustaining a competitive advantage.

LEADERSHIP SYSTEM. The way leadership is exercised, formally and informally, throughout your organization; the basis for key decisions and the way they are made, communicated, and carried out. A leadership system includes structures and mechanisms for making decisions; ensuring two-way communication; selecting and developing leaders and managers; and reinforcing values, ethical behavior, directions, and performance expectations.

An effective leadership system respects workforce members' and other stakeholders' capabilities and requirements, and it sets high expectations for performance and performance improvement. It builds loyalties and teamwork based on your organization's vision and values and the pursuit of shared goals. It encourages and supports initiative, innovation, and appropriate risk taking; subordinates organizational structure to purpose and function; and avoids chains of command that require long decision paths. An effective leadership system includes mechanisms for leaders to conduct self-examination, receive feedback, and improve.

LEARNING. New knowledge or skills acquired through evaluation, study, experience, and innovation. The Baldrige framework refers to two distinct kinds of learning: organizational learning and learning by the people in your workforce. Organizational learning is achieved through research and development, evaluation and improvement cycles, ideas and input from the workforce and stakeholders, the sharing of best practices, and benchmarking. Workforce learning is achieved through education, training, and developmental opportunities that further individual growth.

To be effective, learning should be embedded in the way your organization operates. Learning contributes to a competitive advantage and ongoing success for your organization and workforce.

For further description of organizational and personal learning, see the related core values and concepts: Valuing People, and Organizational Learning and Agility (page 41).

Learning is one of the factors considered in evaluating process items. For further description, see the Scoring System (pages 31–36).

LEVELS. Numerical information that places or positions your organization's results and performance on a meaningful measurement scale. Performance levels permit evaluation relative to past performance, projections, goals, and appropriate comparisons.

MEASURES AND INDICATORS. Numerical information that quantifies the input, output, and performance dimensions of processes, products, programs, projects, services, and the overall organization (outcomes).

Measures and indicators might be simple (derived from one measurement) or composite.

The Criteria do not distinguish between measures and indicators. However, some users of these terms prefer “indicator” (1) when the measurement relates to performance but does not measure it directly (e.g., the number of complaints is an indicator but not a direct measure of dissatisfaction) and (2) when the measurement is a predictor (“leading indicator”) of some more significant performance (e.g., increased customer satisfaction might be a leading indicator of market share gain).

MISSION. Your organization’s overall function. The mission answers the question, “What is your organization attempting to accomplish?” The mission might define customers or markets served, distinctive or core competencies, or technologies used.

MULTIPLE REQUIREMENTS. The details of a Criteria item, as expressed in the individual questions under each lettered area to address. The first question in a set of multiple requirements expresses the most important question in that group. The questions that follow expand on or supplement that question. For an illustration, see Criteria for Performance Excellence Structure (page 2).

Even high-performing, high-scoring users of the Baldrige framework are not likely to be able to address all the multiple requirements with equal capability or success.

OVERALL REQUIREMENTS. The most important features of a Criteria item, as elaborated in the first question (the leading question in boldface) in each paragraph under each lettered area to address. For an illustration, see Criteria for Performance Excellence Structure (page 2).

PARTNERS. Key organizations or individuals who are working in concert with your organization to achieve a common goal or improve performance. Typically, partnerships are formal arrangements for a specific aim or purpose, such as to achieve a strategic objective or deliver a specific product.

Formal partnerships usually last for an extended period and involve a clear understanding of the partners’ individual and mutual roles and benefits.

See also COLLABORATORS.

PERFORMANCE. Outputs and their outcomes obtained from processes, products, and customers that permit you to evaluate and compare your organization’s results to performance projections, standards, past results, goals, and other organizations’ results. Performance can be expressed in nonfinancial and financial terms.

The Criteria address four types of performance: (1) product, (2) customer-focused, (3) operational, and (4) financial and marketplace.

Product performance is performance relative to measures and indicators of product and service characteristics that are

important to customers. Examples include product reliability, on-time delivery, customer-experienced defect levels, and service response time. For some service organizations, including nonprofit organizations, examples might include program and project performance in the areas of rapid response to emergencies, at-home services, or multilingual services.

Customer-focused performance is performance relative to measures and indicators of customers’ perceptions, reactions, and behaviors. Examples include customer retention, complaints, and survey results.

Operational performance is workforce, leadership, and organizational performance (including ethical and legal compliance) relative to measures and indicators of effectiveness, efficiency, and accountability. Examples include cycle time, productivity, waste reduction, workforce turnover, workforce cross-training rates, regulatory compliance, fiscal accountability, strategy accomplishment, and community involvement. Operational performance might be measured at the work-unit, key work process, and organizational levels.

Financial and marketplace performance is performance relative to measures of cost, revenue, and market position, including asset utilization, asset growth, and market share. Examples include returns on investments, value added per employee, debt-to-equity ratio, returns on assets, operating margins, performance to budget, the amount in reserve funds, cash-to-cash cycle time, other profitability and liquidity measures, and market gains.

PERFORMANCE EXCELLENCE. An integrated approach to organizational performance management that results in (1) delivery of ever-improving value to customers and stakeholders, contributing to ongoing organizational success; (2) improvement of your organization’s overall effectiveness and capabilities; and (3) learning for the organization and for people in the workforce. The Baldrige Organizational Profile, Criteria, core values and concepts, and scoring guidelines provide a framework and assessment tool for understanding your organization’s strengths and opportunities for improvement and, thus, for guiding your planning toward achieving higher performance and striving for excellence.

PERFORMANCE PROJECTIONS. Estimates of your organization’s future performance. Projections should be based on an understanding of past performance, rates of improvement, and assumptions about future internal changes and innovations, as well as assumptions about changes in the external environment that result in internal changes. Thus, performance projections can serve as a key tool in managing your operations and in developing and implementing your strategy.

Performance projections state your *expected* future performance. Goals state your *desired* future performance. Performance projections for your competitors or similar organizations may indicate challenges facing your organization and areas where breakthrough performance or

innovation is needed. In areas where your organization intends to achieve breakthrough performance or innovation, your performance projections and your goals may overlap.

See also GOALS.

PROCESS. Linked activities with the purpose of producing a product or service for a customer (user) within or outside your organization. Generally, processes involve combinations of people, machines, tools, techniques, materials, and improvements in a defined series of steps or actions. Processes rarely operate in isolation and must be considered in relation to other processes that impact them. In some situations, processes might require adherence to a specific sequence of steps, with documentation (sometimes formal) of procedures and requirements, including well-defined measurement and control steps.

In the delivery of services, particularly those that directly involve customers, process is used more generally to spell out what delivering that service entails, possibly including a preferred or expected sequence. If a sequence is critical, the process needs to include information that helps customers understand and follow the sequence. Such service processes also require guidance for service providers on handling contingencies related to customers' possible actions or behaviors.

In knowledge work, such as strategic planning, research, development, and analysis, process does not necessarily imply formal sequences of steps. Rather, it implies general understandings of competent performance in such areas as timing, options to include, evaluation, and reporting. Sequences might arise as part of these understandings.

Process is one of the two dimensions evaluated in a Baldrige-based assessment. This evaluation is based on four factors: approach, deployment, learning, and integration. For further description, see the Scoring System (pages 31–36).

PRODUCTIVITY. Measures of the efficiency of resource use.

Although the term is often applied to single factors, such as the workforce (labor productivity), machines, materials, energy, and capital, the concept also applies to the total resources used in producing outputs. Using an aggregate measure of overall productivity allows you to determine whether the net effect of overall changes in a process—possibly involving resource trade-offs—is beneficial.

PROJECTIONS, PERFORMANCE. See PERFORMANCE PROJECTIONS.

RESULTS. Outputs and outcomes achieved by your organization. Results are evaluated based on current performance; performance relative to appropriate comparisons; the rate, breadth, and importance of performance improvements; and the relationship of results measures to key organizational performance requirements.

Results are one of the two dimensions evaluated in a Baldrige-based assessment. This evaluation is based on four

factors: levels, trends, comparisons, and integration. For further description, see the Scoring System (pages 31–36).

SEGMENT. One part of your organization's customer, market, product offering, or workforce base. Segments typically have common characteristics that allow logical groupings. In Criteria results items, segmentation refers to disaggregating results data in a way that allows for meaningful analysis of your organization's performance. It is up to each organization to determine the factors that it uses to segment its customers, markets, products, and workforce.

Understanding segments is critical to identifying the distinct needs and expectations of different customer, market, and workforce groups and to tailoring product offerings to meet their needs and expectations. For example, you might segment your market based on distribution channels, business volume, geography, or technologies employed. You might segment your workforce based on geography, skills, needs, work assignments, or job classifications.

SENIOR LEADERS. Your organization's senior management group or team. In many organizations, this consists of the head of the organization and his or her direct reports.

STAKEHOLDERS. All groups that are or might be affected by your organization's actions and success. Key stakeholders might include customers, the workforce, partners, collaborators, governing boards, stockholders, donors, suppliers, taxpayers, regulatory bodies, policy makers, funders, and local and professional communities.

See also CUSTOMER.

STRATEGIC ADVANTAGES. Those marketplace benefits that exert a decisive influence on your organization's likelihood of future success. These advantages are frequently sources of current and future competitive success relative to other providers of similar products. Strategic advantages generally arise from either or both of two sources: (1) core competencies, which focus on building and expanding on your organization's internal capabilities, and (2) strategically important external resources, which your organization shapes and leverages through key external relationships and partnerships.

When an organization realizes both sources of strategic advantage, it can amplify its unique internal capabilities by capitalizing on complementary capabilities in other organizations.

See STRATEGIC CHALLENGES and STRATEGIC OBJECTIVES for the relationship among strategic advantages, strategic challenges, and the strategic objectives your organization articulates to address its challenges and advantages.

STRATEGIC CHALLENGES. Those pressures that exert a decisive influence on your organization's likelihood of future success. These challenges are frequently driven by your organization's anticipated competitive position in the future relative to other providers of similar products. While not exclusively so, strategic challenges are generally exter-

nally driven. However, in responding to externally driven strategic challenges, your organization may face internal strategic challenges.

External strategic challenges may relate to customer or market needs or expectations; product or technological changes; or financial, societal, and other risks or needs. Internal strategic challenges may relate to capabilities or human and other resources.

See STRATEGIC ADVANTAGES and STRATEGIC OBJECTIVES for the relationship among strategic challenges, strategic advantages, and the strategic objectives your organization articulates to address its challenges and advantages.

STRATEGIC OBJECTIVES. The aims or responses that your organization articulates to address major change or improvement, competitiveness or social issues, and business advantages. Strategic objectives are generally focused both externally and internally and relate to significant customer, market, product, or technological opportunities and challenges (strategic challenges). Broadly stated, they are what your organization must achieve to remain or become competitive and ensure its long-term success. Strategic objectives set your organization's longer-term directions and guide resource allocation and redistribution.

See ACTION PLANS for the relationship between strategic objectives and action plans and for an example of each.

STRATEGIC OPPORTUNITIES. Prospects for new or changed products, services, processes, business models (including strategic alliances), or markets. They arise from outside-the-box thinking, brainstorming, capitalizing on serendipity, research and innovation processes, nonlinear extrapolation of current conditions, and other approaches to imagining a different future.

The generation of ideas that lead to strategic opportunities benefits from an environment that encourages nondirected, free thought. Choosing which strategic opportunities to pursue involves consideration of relative risk, financial and otherwise, and then making intelligent choices (intelligent risks).

See also INTELLIGENT RISKS.

SYSTEMATIC. Well-ordered, repeatable, and exhibiting the use of data and information so that learning is possible. Approaches are systematic if they build in the opportunity for evaluation, improvement, and sharing, thereby permitting a gain in maturity. To see the term in use, refer to the Process Scoring Guidelines (page 34).

TRENDS. Numerical information that shows the direction and rate of change of your organization's results or the consistency of its performance over time. Trends show your organization's performance in a time sequence.

Ascertaining a trend generally requires a minimum of three historical (not projected) data points. Defining a statistically valid trend requires more data points. The cycle time of the process being measured determines the time between the

data points for establishing a trend. Shorter cycle times demand more frequent measurement, while longer cycle times might require longer periods for a meaningful trend.

Examples of trends called for by the Criteria and scoring guidelines include data on product performance, results for customer and workforce satisfaction and dissatisfaction, financial performance, marketplace performance, and operational performance, such as cycle time and productivity.

VALUE. The perceived worth of a product, process, asset, or function relative to its cost and possible alternatives.

Organizations frequently use value considerations to determine the benefits of various options relative to their costs, such as the value of various product and service combinations to customers. Your organization needs to understand what different stakeholder groups value and then deliver value to each group. This frequently requires balancing value among customers and other stakeholders, such as your workforce and the community.

VALUES. The guiding principles and behaviors that embody how your organization and its people are expected to operate. Values influence and reinforce your organization's desired culture. They support and guide the decisions made by every workforce member, helping your organization accomplish its mission and attain its vision appropriately. Examples of values include demonstrating integrity and fairness in all interactions, exceeding customer expectations, valuing individuals and diversity, protecting the environment, and striving for performance excellence every day.

VISION. Your organization's desired future state. The vision describes where your organization is headed, what it intends to be, or how it wishes to be perceived in the future.

VOICE OF THE CUSTOMER. Your process for capturing customer-related information. Voice-of-the-customer processes are intended to be proactive and continuously innovative to capture stated, unstated, and anticipated customer requirements, expectations, and desires. The goal is to achieve customer engagement. Listening to the voice of the customer might include gathering and integrating various types of customer data, such as survey data, focus group findings, social media data and commentary, warranty data, marketing and sales information, and complaint data, that affect customers' purchasing and engagement decisions.

WORK PROCESSES. Your organization's most important internal value-creation processes. They might include product design, production, and delivery; customer support; supply-chain management; business; and support processes. They are the processes that involve the majority of your organization's workforce.

Your key work processes frequently relate to your core competencies, the factors that determine your success relative to competitors, and the factors your senior leaders consider

important for business growth. Your key work processes are always accomplished by your workforce.

WORK SYSTEMS. How your organization's work is accomplished, consisting of the internal work processes and external resources you need to develop and produce products, deliver them to your customers, and succeed in your marketplace. Work systems involve your workforce, your key suppliers and partners, your contractors, your collaborators, and other components of the supply chain needed to produce and deliver your products and carry out your business and support processes.

Decisions about work systems are strategic. These decisions involve protecting and capitalizing on core competencies and deciding what should be procured from or produced outside your organization in order to be efficient and sustainable in your marketplace.

WORKFORCE. All people actively supervised by your organization and involved in accomplishing your organization's work, including paid employees (e.g., permanent, part-time, temporary, and telecommuting employees, as well as contract employees supervised by your organization) and volunteers, as appropriate. Your workforce includes team leaders, supervisors, and managers at all levels.

WORKFORCE CAPABILITY. Your organization's ability to accomplish its work processes through its people's knowledge, skills, abilities, and competencies.

Capability may include the ability to build and sustain relationships with customers; to innovate and transition to new technologies; to develop new products and work processes; and to meet changing business, market, and regulatory demands.

WORKFORCE CAPACITY. Your organization's ability to ensure sufficient staffing levels to accomplish its work processes and deliver your products to customers, including the ability to meet seasonal or varying demand levels.

WORKFORCE ENGAGEMENT. The extent of workforce members' emotional and intellectual commitment to accomplishing your organization's work, mission, and vision. Organizations with high levels of workforce engagement are often characterized by high-performance work environments in which people are motivated to do their utmost for their customers' benefit and the organization's success.

In general, workforce members feel engaged when they find personal meaning and motivation in their work and receive interpersonal and workplace support. An engaged workforce benefits from trusting relationships, a safe and cooperative environment, good communication and information flow, empowerment, and accountability for performance. Key factors contributing to engagement include training and career development, effective recognition and reward systems, equal opportunity and fair treatment, and family-friendliness.



Index of Key Terms

Page numbers in **boldface** indicate definitions in the Glossary of Key Terms (pages 47–54).

A

About the Baldrige Excellence Framework, ii–iv
 action plans, iii, v, vi, 4, 7, 10, 12, 16, 17, 20, 21, 28, 29, 33, 35, 38, 40, **47**, 49, 53
 achievement of, 12, 16, 21, 28
 deployment of, 10
 development of, vi, 4, 10, 47
 ADLI (approach, deployment, learning, integration). *See* Scoring System and individual terms
 agility, iii, 7, 10, 11, 12, 16, 23, 40, 41, 42, 43, 50
 alignment, iii, 12, 16, 17, 19, 31, 34, 36, 38, 40, 43, **47**, 48, 49, 50
 analysis, 1, 3, 10, 11, 12, 13, 16, 17, 24, 26, 30, 31, 32, 34, 36, 38, 41, 42, 43, **47**, 50, 52
 anecdotal, 34, 38, **47**
 approach, iii, iv, 5, 6, 31, 32, 34, 36, 38, **47**, 48, 49, 52, 53
 area to address, 2, 37, 51

B

basic requirements, 2, 34, 35, **47**
 benchmarks, iii, 12, 13, 17, 31, 35, 38, 42, 43, **47**, 50
 best practices, ii, iv, 17, 18, 42, 43, 45, 46, 47, 50

C

capability and capacity, workforce, 8, 11, 12, 19, 20, 28, 43, 47, 50, **54**
 Changes from the 2015–2016 Baldrige Excellence Framework, 45–46
 collaborators, 5, 16, 18, **48**, 52, 54
 communication
 with customers, 7, 14, 29, 40, 41
 by senior leaders, 7, 12, 29, 40, 44, 45, 47, 49, 50
 with suppliers, partners, and collaborators, 5, 6, 24
 with the workforce, 7, 20, 21, 29, 40, 44, 47, 54
 communities, key, 9, 29
 community support, 9, 29, 44

comparisons, iii, 6, 11, 12, 14, 16, 17, 26, 27, 31, 33, 35, 37, 38, 39, 43, 47, 49, 50, 51, 52
 competitors, iii, 5, 6, 11, 12, 13, 14, 17, 26, 27, 31, 37, 39, 41, 42, 43, 47, 48, 51, 53
 complaints, management of, 13, 14, 16, 41, 51, 53
 compliance, legal and regulatory, 8, 9, 43, 44, 51
 core competencies, 4, 5, 8, 9, 10, 11, 19, 21, 23, 29, 37, 38, 40, 41, 42, **48**, 49, 51, 52, 53, 54
 Core Values and Concepts, 40–44
 cost control, 24, 47
 Criteria for Performance Excellence, 4–30
 items and point values, 3
 overview and structure, 1–2
 culture, organizational, 6, 7, 8, 16, 20, 21, 22, 41, 44, 46, 49, 53
 customer-focused excellence, iii, 40–41, 42, 48
 Customers (category 3), ii, 1, 3, 12, 13–15, 26, 38, 42
 customers, iii, iv, 1, 3, 4, 5, 6, 7, 8, 9, 10, 11, 12, 13–15, 16, 17, 18, 19, 21, 23, 24, 25, 27, 29, 30, 33, 35, 38, 40, 41, 42, 43, 44, 45, 46, **48**, 49, 50, 51, 52, 53, 54
 dissatisfaction of, 13, 27, 45, 51, 53
 engagement of, 3, 7, 10, 11, 13, 14–15, 27, 41, 44, **48**, 53
 groups (segments), 4, 5, 11, 13, 14, 26, 27, 29, 30, 38, 52
 listening to, 13, 27, 53. *See also* voice of the customer
 loyalty of, 15, 40, 41, 44, 48
 relationships with, 11, 13, 14, 15, 27, 41, 48, 54
 requirements of, 4, 5, 6, 11, 13, 14, 26, 34, 38, 41, 43, 53
 retention of, 14, 15, 41, 48, 51
 satisfaction of, 13, 14, 23, 24, 27, 40, 41, 44, 48, 51, 53
 support of, 4, 5, 13, 14, 15, 23, 40, 53
 cybersecurity, 5, 11, 24, 25, 26, 43, 45, 46
 cycle time, 24, 26, 41, 42, **48**, 49, 51, 53

D

data
 analysis and use of, iii, 6, 9, 10, 11, 12, 13, 16, 17, 18, 37, 43, 47, 52, 53
 comparative/competitive, iii, 6, 11, 12, 14, 16, 17, 26, 27, 31, 33, 35, 37, 38, 39, 43, 46, 47, 49, 50, 51, 52
 delivering value and results, iii, 40, 42, 44
 deployment, iii, iv, 6, 7, 12, 14, 16, 29, 32, 33, 34, 37, 38, 47, **48**, 49, 52
 diversity, 11, 19, 21, 28, 41, **48**, 53

E

effective (meaning of), **48**
 emergency preparedness, 9, 11, 24, 25, 26, 46
 empowerment, 21, 41, 44, **48**, 49, 54
 engagement
 of customers, 3, 7, 10, 11, 13, 14–15, 27, 41, 44, 45, **48**, 53
 of workforce, 3, 4, 19, 20, 21–22, 28, 41, 44, 46, 48, 49, **54**
 environment
 competitive, iv, 4, 6, 11, 33, 41, 43
 organizational/operating, iv, 1, 2, 4, 5, 7, 10, 16, 20, 24, 25, 31, 43, 47, 48, 51
 protection of, 5, 8, 9, 43–44, 53
 regulatory, 4, 8, 10, 11
 workforce, 3, 5, 8, 11, 19–20, 21, 40, 41, 43, 46, 48, 49, 53, 54
 ethics
 and ethical behavior, 7, 8, 9, 11, 21, 29, 40, 42, 44, **48–49**, 49, 50, 51
 and transparency, iii, 39, 42, 44
 evaluation factors, iii, 31, 33, 37–38
 excellence. *See* performance excellence

F

feedback, iii, iv, vi, 1, 9, 13, 23, 24, 31, 34, 37, 38, 40
 focus on success, iii, 40, 42, 43
 From Fighting Fires to Innovation, 32

G

Glossary of Key Terms, 47–54
goals, ii, iii, 8, 10, 19, 29, 31, 33, 36,
38, 41, 43, 47, 48, **49**, 50, 51, 52
governance, 1, 3, 4, 5, 7, 8, 9, 16, 26,
29, 40, 42, 43, 44, 46, **49**

H

high performance, 1, 7, 18, 19, 21, 39,
40, 48, **49**, 51, 54
how (meaning of), 38, **49**
How to Respond to the Criteria,
37–39
How to Use the Baldrige Excellence
Framework, v–vi

I

improvement
breakthrough, iv, 31, 39, 43, 47, 49,
50, 51, 52
continuous, 16, 41, 42, 43
cycles of, iv, 31, 38, 50
opportunities for, vi, 21, 31, 38, 40,
46, 51, 53
of performance, v, vi, 1, 3, 6, 7, 8,
16, 21, 23, 24, 26, 31, 39, 40, 43,
45, 48, 50, 51, 52
of products and processes, iii, iv, 6,
23, 24, 26, 31, 32, 34, 41, 42, 43,
47, 48, 49
tools for, iv, v, 6, 24
indicators. *See* measures and
indicators of performance
information technology, 18, 24
innovation, iii, iv, v, vi, 5, 6, 7, 8, 10,
11, 12, 13, 16, 18, 21, 23, 24, 36, 31,
32, 34, 36, 37, 38, 40, 41, 42, 43, 45,
46, 49, **49–50**, 50, 51, 53, 54
managing for, iii, 40, 42, 43
integration, iii, 1, 6, 31, 33, 34, 36, 37,
38, 40, 41, 42, 48, 49, **50**, 51, 52
intelligent risks, 7, 8, 10, 11, 21, 23,
29, 41, 43, 45, 46, 49, **50**, 53
items (Criteria), v, 2, 3
requirements of, 2, 4, 29, 31, 34, 35,
37, 45, 46, 47, 48, 51

K

key (meaning of), **50**
knowledge, organizational, 10, 18, 23,
26, 40, 41, 43, 45, 46
knowledge assets, 16, 18, **50**
knowledge management, ii, 1, 3, 12,
16, 18, 41, 42, 45, 46

L

leaders. *See* senior leaders
leadership, visionary, iii, 39, 42
Leadership (category 1), ii, 1, 3, 7–9,
26, 42, 45
leadership system, v, 7, 8, **50**
learning, iii, iv, vi, 6, 7, 12, 18, 21, 22,
31, 32, 34, 36, 37, 38, 39, 41, 42, 43,
46, 47, 49, **50**, 51, 52, 53
organizational, iii, 7, 18, 32, 33, 34,
38, 40, 41–42, 50
learning and development,
workforce, 7, 8, 12, 21, 22, 28, 38,
41, 46, 49, 50, 54
legal and regulatory compliance, 8,
43, 44, 51
LeTCI (levels, trends, comparisons,
integration). *See* Scoring System
and individual terms
levels (evaluation factor), iii, 26, 27,
28, 29, 30, 31, 33, 35, 37, 38, 39, 46,
49, **50**, 52

M

management by fact, iii, 40, 42, 43
managing for innovation, iii, 40, 42, 43
maturity (organizational), iv, 6, 30, 31,
36, 37, 38, 39, 45, 53
measurement of performance, iii, v, 3,
12, 16, 17, 31, 38, 42, 43, 44, 45, 49
Measurement, Analysis, and
Knowledge Management
(category 4), ii, 1, 3, 12, 16–18, 42,
45
measures and indicators of
performance, iii, 8, 9, 10, 12, 16,
17, 19, 21, 23, 26, 27, 28, 29, 30, 31,
33, 36, 38, 39, 40, 43, 44, 47, 48, 49,
50–51, 52
mission, 4, 5, 6, 7, 9, 21, 35, 37, 40, 45,
48, 49, **51**, 53, 54
multiple requirements, 2, 34, 35, 37,
46, **51**

O

Operations (category 6), ii, 1, 3, 9, 12,
23–24, 25, 27, 37, 42, 46
opportunities for improvement, vi,
21, 31, 38, 40, 46, 51, 53
organizational learning, iii, 7, 18, 32,
33, 34, 38, 40, 41–42, 50
organizational learning and agility, iii,
40, 41–42, 50
Organizational Profile, iv, v, vi, 1, 2, 3,
4–6, 24, 26, 31, 34, 37, 38, 39, 51
overall requirements, 2, 34, 35, 46, **51**

P

partners, 5, 7, 9, 10, 11, 12, 15, 18, 24,
27, 41, 42, 43, 44, 48, 49, 50, **51**, 52,
54
performance, **51**. *See also* results
customer-focused, 26, 27, 51
financial and marketplace, 16, 30,
43, 51, 53
improvement of, v, vi, 1, 3, 6, 7, 16,
21, 23, 24, 26, 31, 39, 40, 43, 45,
48, 50, 51, 52
management of, v, 9, 21, 37, 38, 40,
43, 45, 50, 51
measures and indicators of, iii, 8, 9,
10, 12, 16, 17, 19, 21, 23, 25, 26,
27, 28, 29, 30, 31, 33, 36, 38, 39,
40, 43, 44, 47, 48, 49, **50–51**, 52
operational, 26, 43, 51, 53
product, 17, 23, 26, 40, 43, 48, 51, 53
projections of, 10, 12, 16, 17, 20, 29,
35, 37, 38, 39, 43, 50, **51**, 52, 53
workforce, 21, 43, 51
performance excellence, v, vi, 1, 40,
51, 53
process (meaning of), iii, 31, **52**
Process Scoring Guidelines, 34
processes. *See also* support processes;
work processes
design of, 23, 47
improvement of, iii, iv, 6, 23, 24, 26,
31, 32, 34, 41, 42, 43, 47, 48, 49
management of, 23
requirements for, 23, 33, 52
productivity, 8, 20, 21, 24, 26, 42, 47,
48, 49, 51, **52**, 53
products, 1, 4, 5, 6, 8, 10, 11, 13, 14,
15, 17, 20, 23, 25, 26, 27, 33, 38, 39,
40, 41, 42, 43, 44, 46, 47, 48, 49, 50,
51, 52, 53, 54
design of, 10, 23, 53
improvement of, 23, 41, 42, 43, 49
performance of, 17, 23, 25, 26, 40,
43, 48, 51, 53
requirements for, 4, 23
projections of performance, 10, 12,
16, 17, 20, 29, 35, 37, 38, 39, 43, 50,
51, 52, 53

R

recruitment of workforce, 19, 47
regulatory and legal compliance, 8,
43, 44, 51
requirements
basic (item), 2, 34, 35, **47**
of customers, 4, 5, 6, 11, 13, 14, 26,
34, 38, 41, 43, 53

item, 2, 4, 29, 31, 34, 35, 37, 45, 46, 47, 48, 51
 legal and regulatory, 4, 8, 9, 29, 43, 44, 54
 multiple (item), 2, 34, 35, 37, 46, **51**
 overall (item), 2, 34, 35, 46, **51**
 for processes, 23, 33, 52
 for products, 4, 23
 resource allocation, 10, 12, 43, 53
 results, **52**. *See also* performance
 customer, 1, 3, 15, 26, 27, 42, 44, 46
 financial and market, 1, 3, 26, 30, 42, 44
 leadership and governance, 1, 3, 7, 9, 26, 29, 42, 44, 46
 product and process, 1, 3, 15, 23, 26, 39, 42, 44
 workforce, 1, 3, 26, 28, 42, 44, 46
 Results (category 7), ii, 1, 3, 17, 21, 26–30, 31, 37, 38, 42, 46
 Results Scoring Guidelines, 35
 retention
 customer, 14, 15, 41, 48, 51
 workforce, 19, 20, 21
 risk, 5, 7, 8, 9, 10, 11, 12, 21, 23, 25, 29, 40, 41, 43, 45, 46, 49, 50, 53
 intelligent, 7, 8, 10, 11, 21, 23, 29, 41, 43, 45, 46, 49, **50, 53**

S

safety, 4, 5, 8, 9, 20, 24, 26, 29, 39, 43, 44, 54
 Scoring Guidelines
 Process, 34
 Results, 35
 Scoring System, 31–36
 segment, 4, 5, 11, 13, 14, 19, 21, 26, 27, 28, 30, 33, 38, 43, **52**

senior leaders, v, 3, 4, 7, 8, 9, 12, 16, 29, 40, 44, 45, 47, 49, **52**
 social media, 6, 7, 11, 14, 16, 17, 53
 societal responsibility, iii, 3, 7, 8, 9, 11, 29, 40, 42, 43–44
 stakeholders, iii, iv, 4, 5, 7, 8, 9, 10, 23, 25, 29, 40, 43, 44, 48, 49, 50, 51, **52, 53**
 Steps toward Mature Processes, 36
 strategic advantages, 6, 10, 42, **52, 53**
 strategic challenges, 6, 10, 11, 21, 48, **52–53**
 strategic objectives, 7, 8, 10, 11, 12, 16, 17, 20, 29, 34, 38, 40, 41, 43, 47, 49, 51, **53**
 strategic opportunities, 10, 11, 23, 24, 43, 49, **53**
 strategic planning process, iii, 10, 11, 18, 52
 Strategy (category 2), ii, 1, 3, 10–12, 17, 20, 38, 45
 strengths, iv, vi, 9, 11, 31, 42, 51
 succession planning, 7, 8, 21, 43, 49
 suppliers and supply chain, 5, 6, 7, 8, 9, 10, 11, 12, 16, 18, 23, 24, 25, 26, 27, 41, 42, 43, 44, 46, 47, 48, 49, 50, 52, 53, 54
 support processes, 23, 26, 53, 54
 systematic, 13, 31, 32, 34, 36, 38, 42, 43, 47, **53**
 systems perspective, ii, iii, vi, 1, 40, 42, 45

T

trends, iii, 17, 26, 27, 28, 29, 30, 31, 33, 35, 37, 38, 39, 43, 52, **53, 54**

V

value, 6, 7, 12, 15, 23, 40, 41, 42, 43, 44, 49, 50, 51, **53**
 delivering, iii, 40, 42, 44
 values, 4, 5, 7, 29, 40, 44, 45, 49, 50, **53**
 valuing people, iii, 40, 41, 42, 50
 vision, 4, 7, 21, 29, 40, 45, 49, 50, **53**
 visionary leadership, iii, 39, 42, 44
 voice of the customer, 3, 13, 16, 40, 45, **53**
 volunteers, 5, 6, 7, 10, 11, 19, 28, 42, 54

W

what (meaning of), 38
 work processes, 3, 11, 12, 19, 23, 28, 28, 38, 41, 45, 46, 47, 48, 51, **53, 54**
 work systems, iii, 5, 8, 10, 11, 16, 19, 22, 23, 26, 38, 40, 41, 42, 43, 45, 47, 48, **54**
 workforce, ii, iii, iv, v, 1, 3, 4, 5, 6, 7, 8, 9, 10, 11, 12, 18, 19–22, 23, 24, 26, 28, 29, 34, 40, 41, 42, 43, 44, 46, 47, 48, 49, 50, 51, 52, 53, **54**
 capability and capacity of, 8, 11, 12, 19, 20, 28, 43, 47, 50, **54**
 engagement of, 3, 4, 19, 20, 21–22, 28, 41, 44, 46, 48, 49, 54
 learning and development of, 7, 8, 12, 21, 22, 28, 38, 41, 46, 49, 50, 54
 performance of, 21, 43, 51
 retention and turnover of, 19, 20, 21, 51
 Workforce (category 5), ii, 1, 3, 12, 19–22, 27, 37, 42, 45
 workforce environment, 3, 5, 8, 11, 19–20, 21, 40, 41, 43, 46, 48, 49, 53, 54



List of Contributors

The Baldrige Program thanks the following groups and individuals for contributing to the development of the 2017–2018 Baldrige Excellence Framework.

Alliance for Performance Excellence
Susan Allred
Deborah Ameen
Peggy Bailey
Jackie Beede
Michael Belter
Mark Blazey
Board of Examiners of the Malcolm
Baldrige National Quality Award
Board of Overseers of the Malcolm Baldrige
National Quality Award
Glenn Bodinson
David Boulay
Sherry Bright
Mark Graham Brown
LaWanda Burwell
Bernard Carrier
Timothy Clark
Adam Cohen
Sandra Cokeley
William Craddock
Catherine Craver
Glenn Crotty
David Crowell
Patricia Curtis
Kevin Dellsperger
William Denney
Margaret Dospiljulian
Midge Duncan
Joel Ettinger
Joshua Ettinger

Donald Fisher
Eric Fletcher
Chris Gallegos
Dawn Garcia
Janice Garfield
Linda Parker Gates
Steve George
Douglas Gilbert
Brenda Grant
Paul Grizzell
Glenn Hamamura
Denise Haynes
Ed van den Heever
Deanna Herwald
Margot Hoffman
Rob Humrickhouse
Barry Johnson
David Jones
Judges Panel of the Malcolm Baldrige
National Quality Award
Noureen Kahn
Kay Kendall
Laura Kinney
Kevin Kreitman
Bruce LaDuke
Pat Lapekas
Brian Lassiter
Brian Lindsey
Geri Markley
Anita Marx
Donald McCary

Mac McGuire
Kevin McManus
Elizabeth Menzer
Joe Muzikowski
Gary Nesteby
Marta Nichols
Gordon Payne
MaryAnn Pranke
Barry Ross
C. W. Russ Russo
Diane Schmalensee
Liza Nickerson Seltzer
Doug Serrano
Karen Shepard
Denise Shields
Jean A. Smith
Larry Smith
Vicki Spagnol
Diane Springer
Paul Steel
Rona Suzuki
Jack Swaim
Steven T. Thompson
Sam Turner
John Vinyard
Jim Walker
Brook Ward
Paul Wilkinson
Jeffrey Worthington
Suzanna Wright
James Youngquist

The Malcolm Baldrige National Quality Award

The Malcolm Baldrige National Quality Award, created by Public Law 100-107 in 1987, is the highest level of national recognition for performance excellence that a U.S. organization can receive. The award promotes

- awareness of performance excellence as an increasingly important element in U.S. competitiveness and
- the sharing of successful performance strategies and information on the benefits of using these strategies.

The President of the United States traditionally presents the award. The award crystal, composed of two solid crystal prismatic forms, stands 14 inches tall. The crystal is held in a base of black anodized aluminum, with the award recipient's name engraved on the base. A 22-karat, gold-plated medallion is captured in the front section of the crystal. The medal bears the name of the award and "The Quest for Excellence" on one side and the Presidential Seal on the other.

Organizations apply for the award in one of six eligibility categories: manufacturing, service, small business, education, health care, and nonprofit. Up to 18 awards may be given annually across the six categories.

For more information on the award and the application process, see <https://www.nist.gov/baldrige/baldrige-award>.



The Quest for Excellence®

Official conference of the Malcolm Baldrige National Quality Award

29th Annual Quest for Excellence Conference and Award Ceremony

April 2–5, 2017

Baltimore Marriott Waterfront, Baltimore, Maryland

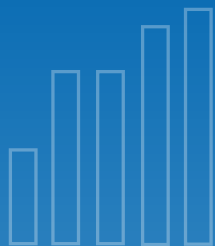
30th Annual Quest for Excellence Conference and Award Ceremony

April 8–11, 2018

Baltimore Marriott Waterfront, Baltimore, Maryland

Each year at The Quest for Excellence, Baldrige Award recipients share their exceptional performance practices with leaders of business, education, health care, and nonprofit organizations and inspire attendees to apply the insights they gain within their own organizations. Plan to attend and learn about the recipients' best management practices and Baldrige journeys, participate in educational presentations on the Baldrige Excellence Framework, and network with Baldrige Award recipients and other attendees.

For more information on The Quest for Excellence, see <https://www.nist.gov/baldrige/qe>.



The ratio of the Baldrige Program's benefits for the U.S. economy to its costs is estimated at **820 to 1.**

106 Baldrige Award winners serve as national role models.

2010–2016 award applicants represent **589,635 jobs**, 2,815 work sites, over \$147 billion in revenue/budgets, and nearly 450 million customers served.

366 Baldrige examiners volunteered roughly **\$5.6 million** in services in 2016.

State Baldrige-based examiners volunteered around **\$29 million** in services in 2015.



Baldrige Performance Excellence Program

Created by Congress in 1987, the Baldrige Program is managed by the National Institute of Standards and Technology (NIST), an agency of the U.S. Department of Commerce. This unique public-private partnership is dedicated to helping organizations improve their performance and succeed in the global marketplace. The program administers the Presidential Malcolm Baldrige National Quality Award. In collaboration with the greater Baldrige community, we address critical national needs through

- a systems approach to achieving organizational excellence;
- organizational self-assessment tools and analysis of organizational strengths and opportunities for improvement by a team of trained experts;
- training, executive education, conferences, and workshops on proven best management practices and on using the Baldrige Excellence Framework to improve; and
- Baldrige-based approaches to cybersecurity risk management and community excellence.

Foundation for the Malcolm Baldrige National Quality Award

The mission of the Baldrige Foundation is to ensure the long-term financial growth and viability of the Baldrige Performance Excellence Program and to support organizational performance excellence in the United States and throughout the world. To learn more about the Baldrige Foundation, see <http://www.baldrigepe.org/foundation>.

Alliance for Performance Excellence

The Alliance (<http://www.baldrigepe.org/alliance>) is a national network of Baldrige-based organizations with a mission to grow performance excellence in support of a thriving Baldrige community. Members contribute nearly 300,000 volunteer hours and more than \$30 million per year in tools, resources, and expertise to assist organizations on their journey to excellence. This includes annually evaluating and recognizing over 1,000 organizations that use the Baldrige Excellence Framework and serving as the feeder system for the national Baldrige Award.

American Society for Quality

The American Society for Quality (ASQ; <http://www.asq.org/>) assists in administering the award program under contract to NIST. ASQ's vision is to make quality a global priority, an organizational imperative, and a personal ethic and, in the process, to become the community for all who seek quality concepts, technology, or tools to improve themselves and their world.

For more information:

www.nist.gov/baldrige | 301.975.2036 | baldrige@nist.gov

CONNECT WITH BALDRIGE

@BaldrigeProgram #Baldrige

